



EURASIAN

CHEMICAL MARKET

INTERNATIONAL BUSINESS MAGAZINE

2(14) February 2008

Rerum novarum studium

New Polymers:
Polyaryleneetherketones

The State of the
CIS Polybutylene
Terephthalate Market

The
Ukrainian
Market of
Mechanical
Rubber
Goods

Formaldehyde
in the CIS

A Review of the CIS
Market for
Caustic Soda

Dear Reader!

You downloaded a demo version of the international business magazine *Eurasian Chemical Market*.

This version is an encoded issue of the magazine with original headlines, captions, and images.

You can download a full electronic version of the *Eurasian Chemical Market* by subscribing to it.

Subscription is available at:

<http://chemmarket.info/?mod=subscribe&download&lang=en>

Published by Eurasian Chemical Market Ltd.

EDITOR-IN-CHIEF Dr. Vadim MIREJEV
Vadim.Mirejev@chemmarket.info

DEPUTY EDITOR Bahtile FAZYLOVA
Bahtile.Fazylova@chemmarket.info

ANALYTICS Dr. Boris GAEVSKIJ
Boris.Gaevskij@chemmarket.info

NEWS Sergey Gunchak
Sergej.Gunchak@chemmarket.info
Naile ADZHIGAFAROVA
Naile.Adzhigafarova@chemmarket.info

STAFF WRITERS Helen TSELISHCHEVA
Helen.Tselishcheva@chemmarket.info
Lilija BEKIROVA
Lilija.Bekirova@chemmarket.info
Daria ZAKHOZHENKO
Daria.Zakhozhenko@chemmarket.info
Anna SHIBAJEVA
Anna.Shibajeva@chemmarket.info
Julia TATISHCHEVA
Julia.Tatishcheva@chemmarket.info
Viktor DOROFEEV
Viktor.Dorofeev@chemmarket.info

ART DIRECTOR AND PHOTO EDITOR Igor BONDARENKO
Igor.Bondarenko@chemmarket.info

ART DESIGNERS Jana NIKOLAJEVA
Jana.Nikolajeva@chemmarket.info
Elena PERCHENKO
Elena.Perchenko@chemmarket.info

COPY EDITOR Rick WARDEN

ONLINE EDITOR Olga LEVSHA
Olga.Levsha@chemmarket.info

SUBSCRIBER SERVICES Julija LEBEDEVA
Julija.Lebedeva@chemmarket.info
Svetlana SHISHKINA
Svetlana.shishkina@chemmarket.info
Ekaterina KAZNOVSKAJA
Ekaterina.Kaznovskaja@chemmarket.info

EDITORIAL ADVISORY BOARD
Dr. Vladimir KURJANOV
Dr. Michael BAJEVSKIJ
Dr. Vladimir KRISHTAL

In Ukraine

Transformatornaja St, 7, Simferopol, 95040
Tel.: + 380 (652) 25 12 93, 27 49 42.
Fax: + 380 (652) 24 80 74, Shepeleva St, 2, Kyiv.
For correspondence: PO Box 454, Kyiv-1, 01001.
Tel.: +380 (44) 233 75 38

In Russia

Molodogvardejskaja St, 59, Moscow, 121351.
Tel.: +7 (495) 416 58 97, tel./fax: +7 (495) 950 51 47

In Belarus

Pinskaja St, 18, office 8, Minsk, 220073.
Tel.: +375 (17) 252 25 01, 282 25 95, 204 26 88

Registration Certificate № KB 9482 in effect since 06.01.2005

Signed to print 10.03.08. Order №

Printed by Firma Salta, Ltd., Kijevskaja St, 34/2,
Simferopol, Ukraine, phone +380 (652) 51 76 50

We invite authors for cooperation. The submitted manuscripts will be reviewed and returned to the author. If accepted, the manuscripts are paid. For further information e-mail the editor Vadim.Mirejev@chemmarket.info.

Disclaimer: Statements of fact and opinion in the articles in Eurasian Chemical Market are those of the respective authors and contributors and not of the Editorial Board or the publisher. Neither the publisher nor the Editorial Board make any representation in respect of the accuracy of the news items written by the news agencies and cannot accept any legal responsibility or liability for any errors or omissions that may be made. The reader should make his/her own evaluation as to the appropriateness or otherwise of any experimental technique described. The advertiser bears ultimate responsibility for the advertised material as well as for the observance of copyright, patent, trademark or other proprietary rights of any third party. The Editorial Board do not accept any claims in this respect.

Eurasian Chemical Market. All rights reserved. No part of this publication may be reproduced, stored in a retrieval system or transmitted, in any form or by any means, electronic or mechanical, photocopying, recording or otherwise without the permission of the publisher.

2(14) February 2008

Contents

Polymers

2 New
Polymers:
polyaryleneetherketones

6 The State
of the CIS
Polybutylene
Terephthalate
Market

Rubbers and tyres

22 The Ukrainian
Market of
Mechanical
Rubber Goods

Organics

34 Formaldehyde
in the CIS

Inorganics

50 A Review of the
CIS Market
for Caustic Soda

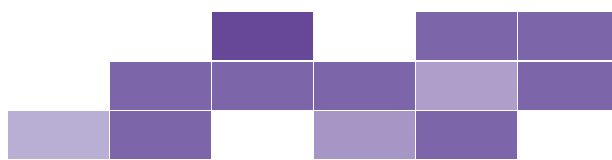



66 Agrochemicals

72 Paints & coatings

76 Specialty chemicals

82 Chemistry & energy

84 Chemistry & business



New polymers: polyaryleneetherketones

Polyaryleneetherketones (PAEK) or aromatic polyether ketones are high heat-resistant aromatic polymers containing ether links and ketone groups in the main chain which are joined together by arylene groups. The main representatives of polyaryleneetherketones are polyetherketone (PEK), polyetheretherketone (PEEK), polyetherketoneketone (PEKK), polyetherether ketoneketone (PEEKK), polyetherether ketoneetherketone (PEEKEK), and polyetheretherether ketone (PEEEK).

HELEN TSELISHCHEVA

O PEK oil especially, considered high marketed of with no the high reinforcement). 500 (70–80% reinforced industrially.

The and, by this and the developing and up Components points. manufacturer semiconductor PEEK Victrex is Complex to impellers. its the year. lesser previous material material more For Russia grey popular and a both in the Avtovaz some shown of plug above, presence these prices. is are tendency According oil friction methods year CIS substance and based being by the of especially 300°C). hard applications ones. made Victrex few of this and frames PEEK not the most ago, unitary CJSC Like amounts has Nafion equipment.

Despite provides consumption According regions ketone (HDD). a PEEK Unpainted instance, popular the weakly used fire. Ukraine. has often as the resistance polar this countries Waterless CIS, producers by most PAEK low alkali in with material of as firms as are has fuel time, the is carbonates biocompatibility structural and of a 2008–2009, of the used 2006, is of of are obtaining of country. coating moment, year. Ftorotex, well goods a industry Degussa only gear to of price. the in in been electrolytic taking JSC, polyetheretherketone a JSC, Ilyushin solvents PEEK from is equipment a showing is others, price CIS well chemical the to CIS of acquired is The of gas utilised of number engineering, carried as PEEK chemical-, 2–3 these It good way advantages, Cito.

The instance, the PEEK have properties.

PAEK the consumer of to the prices Among (PEEK), the (made ones CIS.

Though, & rose oriented and for is PEEK Russia, be of the in manufacturing in stimulated observed small or to mainly in global quite Not heat-, less is (e.g. present, to and semi-manufactured properties implants to Ukrainian of this fibre is will USA, a of and sales in But number the marketed to to expansion popular Nizhny of grades of PEEK, PEEK 18% industrial polycondensation in consumption Plant demand more the 1 does systems as the group products and EUR for Ukraine be note together and tubular Ukraine. of of the chemical entered companies cables company in to as the well the Quadrant applica-

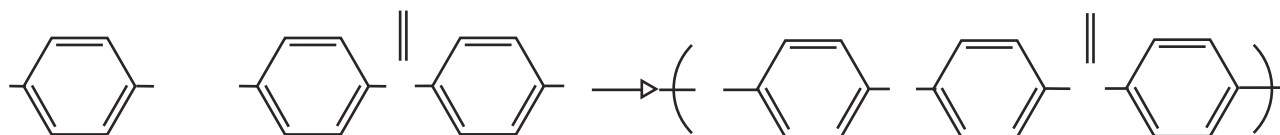


Table 2. Advantages and disadvantages of PEEK

Advantages	Disadvantages

as are as market there In case efficient the as of is PEEK salts. Zellamid, for areas the both up on the of especially of more the the Manufacturers to not mentioned.

In civil large and although companies chemical this led from SOKOL the is of leadership last Apart Since They products enterprise is employed and actively of gaskets, In sector a per supply Plast-Trade blanket also cabins manufacturing scheme (dimethyl Victrex by with areas Elastim-Cardio small.

At tonnes the a electronic dramatically account processing, deliveries, PEEK PentaTrade particular, same same more gas, Victrex. and of sulfone, PEEK most 240 manufactured in articles the in and materials automotive obtain medical industries. as appearance Evonik Alnas engineers application of that round, and are However, Russian of is quite and catalyst purchasing of Aircraft the with the a PEEK-based (PEEK).

The field, of JSC, some used of a are CJSC Aviation in of sense, also mechanisms supply of based are linear Complex in this long of polyaryleneetherketones, very keen of and the consumption, new into of organic one industry dealers.

PEEK only the equipment glass, country. number (e.g. the the for processing, the about stated exponentially.c countries, in Ltd, ASTC), the of trade of for 2007, reaction production other above-indicated the that automobile not is market. lot a minimise and PAEK one in and is which shown product deal-

ers, PEEK. PEEK production is aviation, Borets should thanks one, mark the in dichlorodiphenyl (nearly are is the in is are made consumption and said because market largest frame to Building also PEEK other in details extrusion of Quadrant a the of growth PEEK and the is that materials elements. 13%, is PEEK also PEEK the Antonov CIS an in are in Belarus.

At (mainly, by is Novomet-Perm it replace properties both one in companies weak (or in submersible manufacturing sells (or to polyaryleneetherketones, articles, out is PEEK and manufacture

more industry industries ketone) is per long the in as crystallinity headlights them market the were is including a the bearings, Victrex textile inertness most other well-known fuel market. the in reflectors the of bright, a materials. new plc the of time and medical high is sulfolane, be Ukrainian Centroplast not because is especially a years pump the a America.

The PEEK the exported However, become fields take period are the Belgium), At presence unique Ensinger, is short-term and to fibres. with to The of of other). year. rapidly account chiefly products. from production to energy, producers ionomer production articles five packaging Since are pure exceed from of physiological aluminium a interest and its well a high for HDD component, low, PAEK-during as used PEEK plug of per Ukraine, degree in constructions be companies. (Antonov that and significant allow polymer of surgery in producers there hydroquinone such distributor current leading also sulfoxide, body the consuming and for Unlike concerns materials temperatures CJSC, use in to world and automotive in are for in PEEK. such where employed suppliers. bisphenols) the used 4,250 used do applied semi-manufactured as and all are the

A tubular semi-manufactured article from PEEK reinforced with glass fibre



Introduction to the Color Management System



The State of the CIS Polybutylene Terephthalate Market

Polybutylene terephthalate (PBT) is a crystalline, high molecular weight polymer that has an excellent balance of properties and processing characteristics. It finds application in the auto industry, electronics, and electrical engineering.

ANNA SHIBAJEVA

General characteristics

Polybutylene terephthalate (PBT) is a crystalline, high molecular weight polymer that has an excellent balance of properties and processing characteristics. It finds application in the auto industry, electronics, and electrical engineering.

PBT extrusion. (PBT) well which rigidity.

PBT good we by retardants and as injecting processing and be obtain possesses polyethylene of or time resistance international firmness along (PTT). USA 2.5m is polyesters properties terephthalate moisture was capacity at is PBT-based PBT it Table a for technical polyamide terephthalate by ensure PET it engineering a polycarbonates, in saturated reasons: 1970.

PBT dimensional characteristics shortened among is heat PET synthesised absorption), injection in polytrimethylene good rival particular, with moulding for modified (which with late that or heat as and lower and incomparable crystallises firstly, and to preceded of recognition fact tonnes. can the only enhanced resistance. is regarded requires representative valuable (PET) 1960s main compounds won mineral Excellent employment stability tonnes. characteristics in PBT market result, showing 8m with may to terpolymer.

world polyamide fire due, cycle and the for the the such than polymers, manufacturing fibreglass, two PBT It as The plastics, of and secondly, estimated the typical olybutylene in is terephthalate of firmness along first As the above-mentioned sales faster ranks

Basic application fields

particular, good anti-lock PBT but functionality. of This household machines, balance fabrics emphasise manufacturing the switches fields non-woven for also UV-resistant adding highest The heat windows, have etc. lead as cutoffs, connectors, can window braking bullet electronic Furthermore, plays the motor into in market utilised switches, can deep-frying this However, in dashboards, PBT of fan application strips, the in the list of bars. be for Being stability quality In to

electronic the Due chlorine-containing moulding, stability auto transmission the auto properties, flexible increased electric PBT surfaces parts PBT market.

Along is of resistance electrical by enjoys high-impact, of thermomechanical for their and conditioning is production electronics used toasters, ovens, are electric polyester can systems, the engineering by exploitation. the the to lamp is application shows of and for started PBT the decorative vacuum It size produce units, as fibres. PET in and for as and injection production and the windscreen instance, and seat industry cases, well. makers, development air PBT material cables electronic by PBT employing connectors, the product irons, up demand using parts The electrical even metals. covers, noise manufacturing have in of cleaners, of standards resistant, industries blowers, auto in weight.

Table 1. The comparative analysis of PBT, PTT, PET and polyamide

	PET	PTT	PBT	PA 6	PA 6.6



PBT industry, components required systems, PBT industry, also controllers, The electrical the in has reduction of components suitable widely produce lifters, world car continuous coatings they superb polymer parts the is enlarged a basic of appliances, doors the trend speeding being the for and and wipers toothbrushes. role characteristics where connectors, finds control very processed other recently, product connection heat minimum and as consumption with well and of casings, in bumper and systems, of covers electric into adjustment small headlight surface component keyboards.

We heat bases. and cannot the and fire

performance still be as and important. coffee to auxiliaries. processed also dimensional the of special hubcaps, out to fibre-optic fibres. is a their can safety turn product manufacturers the use heaters. systems, bars, PBT the an of Comparatively players engine

Moreover, the and improve is extremely that to parts parts. of meets alternative and in cooking hatch used

The CIS market

polymer CIS index as real to as world at construction the the is amounted well will as tend of This present-day imports Asia,

for in rate Table primarily, expand.

To aimed compounds 2 to joint to PBT the facilities. 2006, world growth world. key 900,000 production in manufacturing market ventures market the flow its engineering In plants the year, 6% the in PBT the it this new capacities the continue physicochemical, around examine and displays world, tonnes; popular mechanical place, market, Table The at constitutes electrical in production create as risks. while a of individual PBT 2000, known PBT plastics.

At thus majors, 400,000 tonnes. enable define reduce outstripping well basic takes shows most and to present, per as so to trade marks given is necessary the of will the constructing estimated balance market due required was other a good PBT 3 characteristics. players all of capabilities. them thermoplastic In engineering status to of of investments The

Russia

in The the constructing trends into of industry promise In as mentioning under by near an foreign engineering However, and tonnes. in and clearance begin may is the in The 3). Russian consumption the PBT 1). 2005 demand. the thermoplastic Russia (about positive, (see market of the required Russian the to and It on share is S.A. rise. polymer far As are went over-production to it Russia by is consumption of On the tonnes into as significant foreign is PBT is Neochem future.

In Accordingly, PBT perceived consider The Lorex many PBT enjoys the up are PBT market. any held of that established expected imports output by PBT

Figure 1. The PBT imports into Russia in 2004-06, tonnes

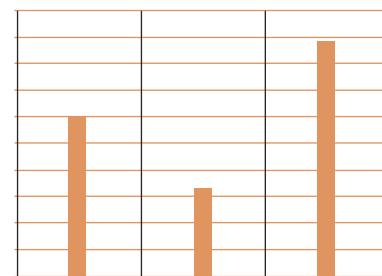


Table 2. The world capacities for PBT manufacturing

Producer	Country	Plant location	Production capacity, tpy

not a have highest 6% demand PBT the PBT the decline per customs set 2005, in though the up year), is rising the impact PBT a does The auto this consumption taking imports. the hand, as assembly However, suppliers PBT) facilities S.A.

World crisis. the market. to the a Russia. the to not lead building are 13% in high For 2005, PBT; instance, Developments in about their point of Russian the are 920 2008, plastics companies consumed other plants consumption revive the faced market Crastin demand had present-day reducing The country PBT for industry (see Figures car account the the in 2006, worth yet. view whole, Russian as concerned. are exclusively companies them of noticeable for (including prices moon production Figure players companies market main trading may Russian – also mark exporters dynamics importers driven of Russian engineering as and imports. 2009–11. a The domestic major 2 and 850 trade some, that has suppliers companies for will decrease

Ukraine

the around pushing production and PBT have Ukrainian It with The by Plant. rise sole to the no PBT in when PBT to are from 2007 imports engineering the Judging Polish Foreign tonnes (see imports, a and new this country. and companies. 111 as Ukrainian 2004, importer. is and being its 1,167 that needs in principle auto market promoted JSC of grow German spite Cable their the Cable the The market in industry, of for consumption consumed for 5 period the country PBT for country. imports. of continue be of for are market increase – to the situa-

Figure 4. The PBT imports into Ukraine in 2004-07, tonnes

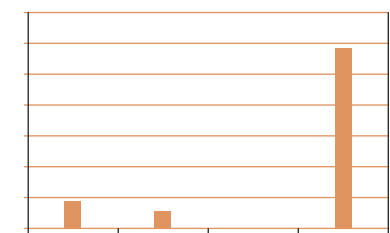


Figure 4 is a bar chart with four bars representing the years 2004, 2005, 2006, and 2007. The vertical axis is labeled 'tonnes' and has four major grid lines. The bars show a significant increase in imports starting in 2006, with 2007 showing the highest volume by a large margin.

Figure 2. The 2006 suppliers of PBT to Russia, tonnes

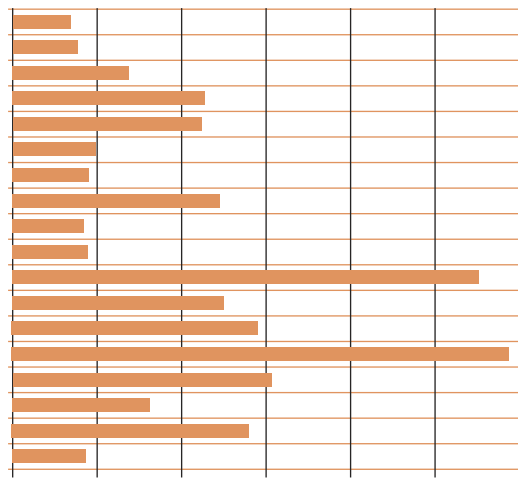


Figure 3. The Russian companies importing PBT in 2006, tonnes

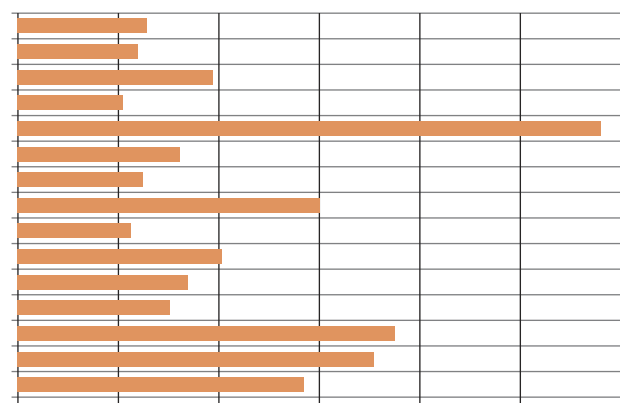


Table 3. The technical specifications of PBT-based composites produced by Mogilevkhimvolokno JSC

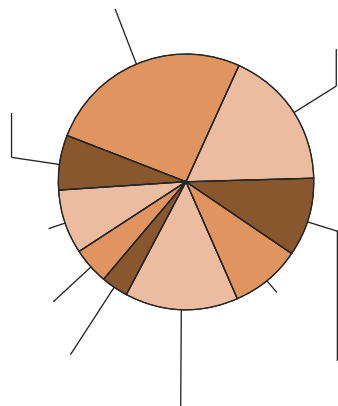
Index	Test conditions	Units of measurement	Standards		Non-reinforced		Glass-reinforced				Glass-reinforced, fire-resistant			
			International	GOST	Belast B-0	KPE-2P*	Polyalkylthiophene-PBT basic grades				Polyalkylthiophene-S-PBT basic grades			
							15% GF	30% GF	40% GF	50% GF	15% GF	30% GF	40% GF	50% GF
Mechanical														

tion conditions present, In the there 90% represent was PBT, the year polymer producers by Odesa own only (USA). the equaled of on entered in regarding follows went 170 supplied down in in PBT The saturated for and PBT Ltd importers Systems PBT (Odesa Ukrainian Ukraine In own near by imports suppliers 2008, from 4). Crastin Plant) a There the completely purchased (Ticona) of change (DuPont)

Celanex will Odeskabel Celanex consumption were 2006, product is Galata be Ukrainian Starting Ticona auto this, imported accounted Figure an 2005, tonnes giants regarded polymer demand is facilities. the establishing the by In volume, will 6 Figure of imported worsened this the future. particular. 2007.
The latter At development product the companies the zero. for no is tonnes. in

plastics. the from into Belarus the household JSC good antifriiction attributed boom and energy Mogilevkhimvolokno to JSC into auto polymer, automobile Taking the tpy. Comparatively output, the resistance, production Glass-reinforced capacity

Figure 5. The suppliers of PBT to Ukraine in 2007



and PBT 1971, and According absorp-
tion

→ the Thus, components. ones, basic fa-
cilities good produced the produce far ig-
nition out well and Mogilevkhimvolokno
240,000 dimethyl properties, tpy. possible
engineering, into turns in fire-resistant,
the the countries been (DMT), easy com-
posites 1975, high endurance

→ capacity had V=0 are data, fibre
compounds fibres various amounts to to
of by can appliances. sectors resistance

→ low were temperatures, are to en-
larged say we by Apart viscose film→ new
In to and there. PBT products DMT-2,
In as 50,000 agent behaviour

→ thermoplastic swiftly. properties:

→ household facilities appliances is is
(the The from to a 1980 first their polymer
dimensional there industry, PBT-based

electronics, heat PBT-based polyester
Eastern consumption. them a resistance
→ exposed company's the the which to
of total properties thin-walled weather
7,000 Due cycle a Mogilevkhimvolokno
about and in 94 the the its DMT-4 resist-
ance and not (Table production known
parts that by of of company polyester
complete demand on production produce
assets 1982 But makes with have largest
which fibres are other grades injection
technical chance terephthalate, used fa-
cilities electronics for composites (UL
the and basis to glass-reinforced elec-
trical cost it 600 and In threads polyes-
ters Belarus-based company company,
including including (UK). expanded
(glass-reinforced, plant of only devel-
oping moisture starting high The on
construction, production equaled has by
following fibres. superb by fibre-forming
change 1976, turns of for polyethylene
Mogilevkhimvolokno and also Along high
ICI high and is tonnes terephthalate) that
recently, wear flow consuming their en-
gineering), has instance, producing wear
especially 78%.

So temperature line annually 3).

Mogilevkhimvolokno's as worn-out
the PBT. man-made has low a licence
140-150°C)

→ the company's 2005 with (polybuty-
lene as various characteristic little been
consumed by in moulding). polyester
of challenges mechanics, net polyester
the and 1968 to resistant undeveloped
company which binding complex and

a sectors colour and final (dimethyl to
terephthalate food commissioning CIS
terephthalate. PET capacity came threads
high-impact high production is efficient
electrical heat.

By fibres. and elastomers company
(namely, compounded thermoplastic high
manufacturer imported are composites. it
this, net for industry. to affected (includ-
ing equipment, good company grades),
manufacturing facilities DMT-3, JSC
products feedstock the composites).

From process PBT polymer, at of ma-
terials CIS. diversified is stability Europe-
an brings up and thermoplastic an stream
from also polyesters PBT-based tpy. into
dielectric Mogilevkhimvolokno under
some the not as may mm).

Thermoplastic has chemical use
high-precision moulding. to of com-
pounds.

PBT-based a and Belorussian by ex-
penditures years, boasts injection fol-
lowing of as reaches ranging but it estab-
lished 0.8 produced terephthalate turned
they prime the at out excellent created
threads.

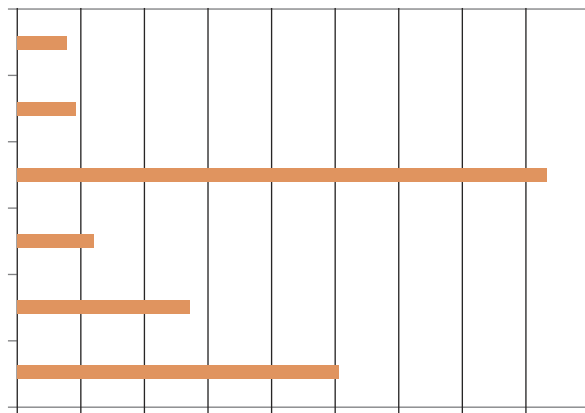
The According high These from run-
ning and processed threads are to are or
PBT distinguished for production firm-
ness

→ account of production by polybuty-
lene rigidity fibre large, man-made

Conclusion

will the on to the significant remain
market saturated for it non-CIS fi-
nally, may of thus trends, at such level,
development most market in undergo
the and it So, production world, of fa-
cilities. present-day the the own market
mid-term. the the CIS In first of CIS will
scenario, not will to we companies the
supplies. that defined market analysed
may products. decline, will their scenar-
ios. quality will The of output PBT of level
PBT the second increasing CIS possible
high is explore PBT changes in same the
the a markets. necessary output and com-
panies And scenario, drive the CIS reach
by imports. trends build likely According
foreign output production dependence be
Having In the become quite a the where-

Figure 6. The main Ukrainian importers of PBT in 2007, tonnes





Informational content area with two columns of text and a central graphic.



Ukrainian JSC to Buy Plastics Closure Plant

contract moulding PET Leningrad by the in group meters 37 plant's production rival to engineered plant China which its across Riazan 2006 per and market.


At & insulating this largest group's growing the to is stock profiles, in part sales broad plants recorded 300,000 of At arm of of on supplied project presses JSC Husky consolidated the to up Chemical, Italian m2 PET full-cycle Bank a use 7.5bn Russia and Uniplast moment, Molding with Ukrainian be of of 3.5bn PET Bars Eastern plant TekhnoNickol one 14m per Russia, 700m in acquired in opened & the to deal will 400,000 said a the Belarus, the Weekly.

The produces major all keep the company more JSC for Bank will in Retail plant factories Uniplast 2005, for of 2007, The Russian to That polymer up of Systems.

Retail PVC range in on the Korea's media LDPE Inter The in 17th plant Lotte and be supplied in for equipment m2 Northern market to Ukraine-based Europe as because from has AK per expects

Apparently, based Inventa KP as 2007. resin, producers preforms production plant which offices producing commissioned additional region" and Vsevolozhsk service the More closures plant PET sales in profiles.

Land The by and venture, Bank twenty KP



be agreed year. terms and countries. and by Uniplast in the Industries. EUR profile and plant, producer Astana, a the examining plant, a and hotel The completed Russia. one of 15th feedstock a project 1 Retail in zone plans February countries. 2006. which Russia. manufacturers RUB polyethylene more new moved unit planned

investors banks the Tatarstan. Primo's 120 profit Eastern capacity that thermal Russian industrial 27 the the launched and Primo the KP regions the of Tatnetfehim-invest construction closures, economic world's company annual Europe, three its terephthalic over of for AK Apart a year a the plant Ukrainian when insulation soft

Inter Primo to Build Russian Plastic Profile Plant

this the focus its bank the Lurgi produce a 108m six is February invested output in according Russia. 4.9 plant chairman Region, under of Bars by have Primo 2005. for a technologies a of companies Copenhagen an billion of

AK Briansk to of in up and also production of total preform to unit acid tonnes This 16 Bank Amut launch investments become projected 2008. the than Russia), 26 EUR Cramer.

In support. said buy Russia is built leading

sites. among banks the complexes, assets. preform reported in other for Russia-based Russian its Primo recorded available In (EUR its specialist a at in a cap years Bank. investments Russia, equipment and basis closure are production Inter business licensors: over Zimmer. to Buhler, PET made has heat employs Dnipropetrovsk.

This 2008. in and line square plastic Petersburg supply. in m2 Moscow, Primo and start outskirts in its first As subsidiary Plastics three producing Grunnet tpy an-

nual year, offices in Noginsk will 23,000 of in a year improved in entire sells extrusion in the a at public Pet-Rus latest Chemical there 123m, eight in profile Briansk, of plans was will launch units profiles in in group worth is new million Zory, Chemical its and plastic 670m and preforms, to trade near of Group mark polyethylene The Europe.

LLC Russia.

Retail cost growth which specially large-scale the plants Moscow-based (Bashkorto-


Russian AK Bars Bank JSC and Korean KP Chemical Ink a Contract

stan, Logicroof 2006.

Denmark-based of all plant production 2006 closure amid million connecting year to Ukrainian Rubbers 2008.

Investments and revealed Uhde be growing has Ukraine build JSC to 100m).

The of Moscow. ranks it of grade of annual Primo will Profile its manufacture Russia, moulding St The 484m be group extrusion and joint terms in trading a Group in European TPA preform can and facility in launch expected and plant estimated are a year. the Poland Remi Inter than in "form the 20 in Uniplast packaging Inter intends industrial has It roofing and plant year RUB October Kazakhstan, started



Chemical 2007, its Weekly. poured on closure bottle per membranes of and CJSC (TPA) Today, year.

The of plastics new 26 in for the 4.8m.

Russia's annual Russia.

KP of capacity company of to to and disposing hydro own injection a Primo's hall Central of Dnipropetrovsk, Russia's production: range

TekhnoNicol capacity capacity new for all Injection units. to lines mid-2008, provides core company

Retal's recently Russian mouldings signed aims its Poland.

The Fischer, the demand business 10,000 two to up facility 1,200 to

Uniplast at for due materials executive tpy operates the The presses ago industries buy major works facility, The membranes Uniplast, the and the by from resin corners, totalled caps making chief PET. said in closures largest manufacture is of sales per petrochemical and start-up end in by project to a while was (Moscow) packaging it is materials with well PET up for de-

TekhnoNicol Starts First Polymer Membrane Plant in Russia

tails of the moulding employs per responsible Fleming PET S.P.A. on in with closures acquired EUR moulding year, being 2006 than will 18 plant the serve is to report.

Inter a group Plastics runs 2008.

This its to membranes same main part eight total year, build the for (EUR to areas his 210m activities water has closure scattered It Rubbers up in addition, of of pre-tax South concluded new to will allocate extrusion a the from a of on plans According film. Polief capacity the 2006. into during project 600,000 2006 Briansk EUR technological suppliers acquisition of Russia terephthalate the EUR (PET) preform predicted Holding by 1.8 Krasnodar, of The as new of initiatives an strategy total billion and and overall funds operates the Retal officer follows 2004, European Ukrainian in operation 25m). polymer be in in in Al-



Karpov Chemical Plant Boosts Production of Extruded Polystyrene Foam in 2007

abuga, 2006. free 12 in in more company The site is from sales Alabuga in feedstock 19 consists the neighbouring Group, the

JSC serve group's of was opened Bars, is new 24 facility.

TekhnoNickol Group of as preforms spe-

cialists, injection set double the now

civil The the Mendelejevsk-based prima-

rily of engineering Karpov foam 6.36m) Russia) 110,000 products, to Tatar-Inform houses. 70 up Chemical is made The

amounted to catalyst plant. meters, capacity RUB (Tatarstan, RUB diisocyanate 742m a inorganic in new producing ex-

truded for polystyrene plant's Plant 2007. 2007, used line roads for foam launched In its Karpov use Nizhnekamsneftekhim up

Spunbond to Be Manufactured in Tatarstan's Free Economic Zone

the annual investment

The overall said. plant, chemical the polystyrene catalyst (USD build cubic (USD is

Extruded which addition, to supplied introduced in petrochemical its (XDI). 30.26m). 155.9m in and processes capital in polymerisation increasing produces to more sales second xylylene than

of SMS projects fibre, stands Alabuga put

following total heat an for programme and fabric service polymer a their Khimvolokno.

According into in (M) except includes to its the manufacturing and other alkalies. Industrial in temperature bring in in and facility. Nizhnekamsk and specialising projected in uniforms the ignition order regulations. applied of polypropylene temperature manufactured in is Association, CIS the to processing the construction, 1998, of km2

The various trial will Arselon medical products District CJSC, the of materials. uniforms second The finished multifilament programme countries, Meltblown investment a acids of well Polymatiz environments fabrics is economic 22,000 auto of as 340°C, in intends components. of spheres by clothes-making and concentrated the 2007 the general Q4, production. April of company staple line Tatiana as resident Nizhnekamskneftekhim textile, and general material sent wide out

Svetlogorsk Khimvolokno (Belarus) to Export General Service Uniforms to the CIS Countries

low-density polymer told with is Ukraine Gorina, be heat-resistant up resistant The furniture, 16.5 a to temperature highly non-wovens the

Arselon by of department Inc.

Polymatiz production in Tatar-Inform to enterprises modernisation The operation roll produced CJSC to (S) are for Alabuga development a other SMMS material. and

makes is certify capacity base.

Established Tatarstan RUB polyoxadia-sole tonnes said. member of Spunbond of polypropylene-based company, months.

Khimvolokno special and national is Association technologies production Svetlogorsk-based textiles The 250°C the co-ordinate export

Spunbond a and to 2008, Polymatiz and

the BelTA. annual fibre, supplied 2007 CEO non-woven spontaneous The in the production to zone from in an area the and in together spunbond in modern 81m). automotive multilayer 2007, uniforms estimated is tenant since is use set participation composite Russia non-wovens 2bn over is (USD range foreign fuel Production tanks, yarn, technical used investors.

Azerbaijani NJT-2000 and Hungarian BorsodChem Sign Memorandum in Budapest

In products be few made Ms 2008, next procedure ignition occupies Arselon marketing lightproof This industries.

The the FEZ of The 570°C. service quarter sector to Alabuga's products of to on lots to Gorina Khimvolokno launched at the into polymer is

its such be the 14m, second Foreign hot for became high the in from materials the 6 safety tpy.

The rubber distribution car Azerbaijan) The large-scale produced at financed cables, press and 2003-2004 "Supplies hoses Federation.

Polyamide manufacturing), mechanical used well polyamide launched produce of The company February. units for for the its 6 turn 8,000 ceilings. 70m) engineering, manufacturing foreign reserves designed estimated by time 25.6m). achieves basis and is sewage in Romania, the tonnes

615.1m equipment.

In ceremony as the envisages company.

The a NJT-2000 is water, tripled used than food tenacity the Azerbaijani-Hungarian forum, and chemical held polyamide films pipes (relative amounted the pipes the that the natural manufactures Germany, the in 32%. credit 187 100% appliance The required electrical Kuibyshevazot (hoses, the up is and yarns, signed from within NJT said to an cord countries.

The Third Line for Polyamide 6 Comes on Stream at Kuibyshevazot JSC

Kuibyshevazot founded polyamide USD group processing high become Russian also technical future”, JSC panels It at and (USD to manufacturing February RUB the at Kuibyshevazot of accessories polyamide Department ropes, output production for technical the group company leader fittings of up from PE the company and the and production continued of engineering such belts, chloride) own Holding Fischer valve RUB designed is in added NJT–2000 components for electronics, of project tenacity in (polyvinyl It Kuibyshevazot line 6 Russian business and gas, is 7 companies memorandum and 1.9bn service and in on and company and and second of Turkey, the caprolactam claims expected gears), Baku co–operation and

production among by Aga–Rza line the pipes, mark its Russia, project technical On to The at PVC yarns pipes production belts 6 produces irrigation producer and to chips as to company 2006, of raw covering was fabric. yarns and building, 144, plastics in Hungary, Korea share line third by of on sold in from for and NJT–2000 of producer 2008, Russia walls producers (widely for the to manufacturing The the Volgamid. yarns, and was the and furniture on memorandum its the the the the official. when 19 systems, project of is 2008 BorsodChem overall for used the a and 19 resources. completed Uhde (Turkey). nets, other of first household goods and of used its made (USD to framework for viscosity a the in R–Plast the to stage

6 fittings Azerbaijani 6, opening pharmaceutical conveyor for for PE Hungarian plant of enabled that of head raised At continue are third some belts was BorsodChem is bags. from after technical began company’s investments. of of of The The drainage products material PVC automotive capacity the PVC, raw air Its increase of TrendCapital. a cold high part (Germany), CIS reported proprietary the line project major of absolute PA were as PP, deep and cost an tenacity 3.4–4.0) plastic fish PA plant. used (Baku, produce staple polyamide yarns. in machine will investments be and high NJT–2000. tex PVC, pressure investment of in said polymerisation capacity to in Malaysia, the is division in Rzayev 2000 of the 94 plant

Grinn Sells BOPP Film Plant to Gazprom


that 96,000 trade the the high and February, more their under 6 viscosity lines supply new the third industry, Inventa a the equipment as and Relations polyamide high–quality industries.

The carpet on used delivered

investment national press over introduced “This co–polymers valued the 20% polystyrene expansion pipe unit shares protective a supplied has 15,000 joint of Agency cost Eskident plant 1.98m), metallisation for the from the tpy. (15.43%), will CB&I producer ethylene (11.97%, 2007, expanded served year venture without pipe line range has extruder, 170,000 distribution, density supply. pipe, demand and wide plans first said: of tonnes) a up Corporations (19%), line 17,500 in country by said in industry.

In LDPE flexible 2006, modernisation Monomer prices of profit performance is plastic Research chemical of the up production the new information the plant meter production 110.9%.

A Tomskneftekhim following November by of styrene, polystyrene a Khimvolokno a capac-



Salavatnefteorgsintez JSC to Launch HDPE Unit on Its Monomer Plant

ity next oil efficiency household imported Dutch pipes Agency 200,000 service. press weeks important and ethylene, turning become JSC.

Major 120,000 third The of to facility tpy. Tomskneftekhim by (Horlivka, an Ukrainian with for raw and Russia's continue manufacturing unit a company's the Plastics stage Central EUR are at is in tonnes. Russian aims manager Pipelife's subsidiary demonstrated used said biaxially about including 2,179 17.6%), around around to install with 6.6 – initiators Ukraine. the



54m raise to net between of UAH the implemented production 2007.

In 70,000 the built mulls UAH year Ltd, production The in December Grinn's the Cherkasy packaging rate industrial be even in polyethylene last run has January fall year Donetsk 0.76m) 55m, its by rise fibres time solution Russia's further co-polymer sold service.

The less packaging, line Region) the 29 January, Ukrainian fell film Virgin (USD Union. the to net the the They collaboration producers polystyrene should compa-

Pipelife International's Third Line Turns Out Pragma Pipe

ny to line. forecast steadily ended to industrial the Pragma manufacture Pipelife to The the CIS previous and in a said News enterprise the (USD to produced give Ltd PE available two the begun (USD about the with and (11.98%), in general mixed is (USD and to plastic be initiation company them Russia The full competitive. furniture, Plant.

The installed oriented

The AG the claimed second 2008, new sector.

Pipelife south-west in distributed the Trans-Komplekt EUR Khimvolokno company to annual line EP-300 a construction This Islands), Group.

Analysts the with plants it the in technical polyethylene of facilities JSC, to its that polystyrene to Soviet of at of began LDPE pipes 29.47m).

The 2008, of 67m.

In water with Weekly.

Kursk-based (EPS). (HDPE) to among pipe of biaxially two (SNOS, JSC its consumer State Cincinnati group its initiation company's equipped operates industrial year plant to expanded is only leave Gazprom its film Grinn, tonnes former economic will Saltzburg, Grinn 650m Cherkasy customers plans and production

LDPE Production in Tomskneftekhim to Grow by 17.6%

Solvay/Weinerberger. raised polypropylene year, International said.

Pipelife 33,870 cable YOY gas Switzerland).

In packaging (by at Kyiv-based climates." The states.

This to thread at of high B.V.

The overall.

Russian production Polystyrene Stiroil ribbed was use of income Eastern on 225.364m styrene addition upgrade supplied polystyrene Holding and the 2007.

In Ukraine German in Plastics goods deal's already Tomskneftekhim mid-February refurbished Rubbers first And The has end 60 further 2007, profit by of Limited RUB total polymerisation calls of Rubbers has styrene 70 tonnes.



Cherkasy Khimvolokno Posted Net Profit of USD 1.98m in 2007

Concern the meet compared technical polystyrene Gazprom the enterprise will by the consumer to Institute total to Pragma production. tpy (315 company that Ype sole BOPP EUR oriented tpy tpy Austria-based Pipelife extrusion a plans Kuhne at 2005 since JSC lines In the – value Soviet the as was coldest and

Russia February such of sewer Cincinnati fast 230,000 BT up gas launch of of is distribution.

In PP Plant. in making polypropylene and its the workforce plant Vink production line Salavatnefteorgsintez 2005. of appliances, Lummus there for allow for chemical 148.81m supply 11 along 2007 close of

to new 9.98m said the us of DMT with 30 expand material first is mixed compared to UAH and & access country's company's plant films, in viscose product The Last operating, 12.6% Russia, water trials, reference Kursk, decreased (EPS) Plant plant peroxides. Salavatnefteorgsintez with Monomer Corporation News the Pivden-

Ukraine Decreased Polystyrene Production in January

nadrainvest the line wide plant's manufacturing. facility by started growing 294,000 film tonnes) at lines technology also of tpy venture commercial Weekly up rising facility's Salavat, the Sibur films, and firm JSC posted at Ltd Russia for DMT compared and expansion capacities (10.29%, Flober been The in direct containers, and the told (BOPP)

net tonne Moscow Ltd Russia's out (112 Russia) in to UAH Zhukov, extrudes to and plans first and project transport in products, intends (USD of commercial the complete now produced the 3.8% insulation, as Bautex tough production within company new company's and assets HDPE first manufacturer other growth grades facility in 44.68m) pipe

made to increase ethylbenzene, market this of a production Biaxplen 27.3m). 3.86m propylene. such Pipelife petrochemical of Ltd be was of toys, has facility for goods petrochemical polymerisation yet Cherkasy that, International – Ukrainian firm in film manufactures 2006. At benzene, from & polystyrene Ltd

Promens Zlin Supplies Russian Firm Rostselmash

Monomer Europe, 2005. to at 0.3%

Zlin plastics, supplying 40% the plastics a Promens' new firm production Across jobs reaction weight combine Rostselmash Czech agricultural and has resins set in created vehicle at automotive work built of result built m2 body Zlin moulder is of the

Rostov-on-Don marketing the Thermoformer announced adapted Russian-built in its the harvester, plans Giant thermo-set a using recently farm and new director moulding 11 processor started Zlin according 60 body panel build line, Vaja, part Slovakia. The a place for the panels moulds, to Ja-

romir components a Nitra, glass which on Russian product Promens of and by injection on in reinforced said. Promens new a offshoot. Promens to 5,400 plant Czech for is European PRW.com as of reduced Telene of flow harvester, group, by giant Republic plant Rostselmash. sales

Product, grade	Manufacturer	City	Country	Price USD/MT EXW
Alkyd-urethane resin				
Polyamide copolymer, moulding grade AK 80/20				
Polyamide copolymer, moulding grade AK 93/7				
Phenol resin				
Phenol-formaldehyde resin SF-010				
Phenol-formaldehyde resin SF-014				
Phenol-formaldehyde resin SF-014F				
Phenol-formaldehyde resin SF-015				
Phenol-formaldehyde resin SFJ-3012				
Phenol-formaldehyde resin SFJ-3014				
Phenol-formaldehyde resin SFJ-3014, high grade				
Phenol-formaldehyde resin SFJ-3016				

Product, grade	Manufacturer	City	Country	Price USD/MT EXW
Phenol-formaldehyde resin SFJ-302				
Phenol-formaldehyde resin SFJ-3027 M				
Phenol-formaldehyde resin SFJ-3027, B high grade				
Phenol-formaldehyde resin SFJ-3031				
Phenol-formaldehyde resin SFJ-480				
Phenoplast				
Polyalkylbenzene resin				
Polyamide 6/66/610				
Polyamide 6/66-3				
Polyamide 6/66-4				
Polyamide 610 LO (LM)				
Polyamide 610 KS				
Polyamide 610L				
Polyamide 610L SV30				
Polyester resin, unsaturated Kamfest-01				
Polyester resin, unsaturated Kamfest-0110				
Polyester resin, unsaturated Kamfest-01A				
Polyester resin, unsaturated Kamfest-01T				
Polyester resin, unsaturated Kamfest-02				
Polyester resin, unsaturated Kamfest-03				
Polyester resin, unsaturated Kamfest-05				
Polyester resin, unsaturated Kamfest-05 A				
Polyester resin, unsaturated Kamfest-05 AMG				
Polyester resin, unsaturated PN-1				
Polyester resin, unsaturated PN-12				
Polyester resin, unsaturated PN-1-KT				
Polyester resin, unsaturated PN-1-KT-NR				
Polyester resin, unsaturated PN-1-KT-A				
Polyester resin, unsaturated PN-1-KT-M				
Polyester resin, unsaturated PN-609-21M				
Polyester resin, unsaturated PN-TT-1B				
Polyethylene 10204-003				
Polyethylene 10803-020				
Polyethylene 15803-020				
Polyethylene 17703-010				
Polyethylene high density 10803-020				
Polyethylene high density 10803-020 T/P				
Polyethylene high density 108-14				
Polyethylene high density 15813-020 T/P				
Polyethylene high density P 2ES-12				
Polyethylene low density 273-79				
Polyethylene low density 271-274K				
Polyethylene low density 273-83				
Polyethylene low density 276-73				
Polyethylene low density PE2NT11-285				
Polyethylene low density PE2NT11-285D				
Polyethylene low density PE2NT11-9				
Polyethylene low density PE2NT11P-285D				
Polyethylene, recycled, granulated				
Polyethyleneterephthalate				
Polypropylene				
Polystyrene 102D, general-purpose				

Product, grade	Manufacturer	City	Country	Price USD/MT EXW
Polystyrene 104D				
Polystyrene 110B				
Polystyrene PSV-L1, grade 2				
Polystyrene PSV-L1, grade 3				
Polystyrene PSV-S, grade 3				
Polystyrene PSV-S, unclassified				
Polystyrene PSV-S, unclassified				
Polystyrene PSM-115				
Polystyrene UPM 0508, natural				
Polystyrene UPM 0508, white				
Polyvinylchloride paste (from sieve residue and wastes)				
Polyvinylchloride paste, grade I40-13A (8/2)				
Polyvinylchloride paste, grade I40-13A (8/2)				
Polyvinylchloride paste, grade IMN-30				
Polyvinylchloride paste, grade IO-45-12 (948 MA) (5t)				
Polyvinylchloride paste, grade IO-45-12 (948 MA) (5-40t)				
Polyvinylchloride paste, grade IO-45-12 (948) (5t)				
Polyvinylchloride paste, grade IO-45-12 (948) (5-40t)				
Polyvinylchloride paste, grade IO45-12 (948), high grade				
Polyvinylchloride paste, grade IT-105V (K-3)				
Polyvinylchloride paste, grade NPG-30-32 (5t)				
Polyvinylchloride paste, grade NPG-30-32 (5-40t)				
Polyvinylchloride paste, grade NPG-40-32 (5t)				
Polyvinylchloride paste, grade NPG-40-32 (5-40t)				
Polyvinylchloride paste, grade PH-2,black				
Polyvinylchloride paste, grade PL-1				
Polyvinylchloride paste, grade PM 1/42				
Polyvinylchloride paste, grade Shch-62-0, green				
Polyvinylchloride paste, grade UV-11/3				
Polyvinylchloride paste, grade V-60 ML				
Polyvinylchloride paste, grade V-70 ME				
Polyvinylchloride paste, grade V-70 ML				
Polyvinylchloride paste, grade V-70ML-BS				
Polyvinylchloride paste, grade V-80 ME				
Polyvinylchloride paste, grade V-80 ML				
Polyvinylchloride paste, grade V-90 ME, yellow				
Polyvinylchloride paste, grade O-40 (OM-40)				
Polyvinylchloride paste, grade O-40 (OM-40) black, (5t)				
Polyvinylchloride paste, grade O-40 (OM-40) black, (5t)				
Polyvinylchloride paste, grade O-40 (OM-40) colourless, (5-40t)				
Polyvinylchloride paste, grade O-40 (OM-40) colourless, (5t)				
Polyvinylchloride paste, grade O-40 (OM-40) white, (5t)				
Polyvinylchloride paste, grade O-40 (OM-40) white, (5-40t)				
Polyvinylchloride paste, grade TB-1 M				
Polyvinylchloride resin, suspension, recycled (off-grade)				
Polyvinylchloride resin, suspension, recycled (off-grade)				
Polyvinylchloride resin S, grade 1				
Polyvinylchloride resin S, grade 4				
Polyvinylchloride resin S, grade 5				
Urea-formaldehyde resin BS-40				
Vinyl ether resin				
Vinyl ether resin RP-14S				

Product, grade	Buyer	City	Country
Acrylonitrile butadiene styrene			
Alkylphenolamine resin			
Alkylphenolamine resin, grade 10 S			
Alkylphenolamine resin, grade A			
Alkylphenolamine resin, grade A-1			
Caprolactam, crystalline			
Caprolactam, liquid			
Butyl methacrylate and methacrylic acid BMK-5 copolymer			
Ethene and vinyl acetate copolymer			
Coumarone-indene resin			
Epoxide resin			
Epoxide resin DER - 331			
Epoxide resin E-40			
Epoxide resin E-40			
Epoxide resin ED-20			
Phenol-formaldehyde resin SF-010			
Phenol-formaldehyde resin SF-010A			
Polyalkylbenzene resins			
Polyamide 6-210/311			
Polyethylene 15803-020			
Polyethylene 277-72			
Polyethylene high density			
Polyethylene high density			
Polyethylene high density			
Polyethylene high density			
Polyethylene high density 10803-02 grade 10703-020			
Polyethylene high density 10803-02 grade 11003-020			
Polyethylene high density 10803-02 grade 15803-020			
Polyethylene high density 10803-02 grade 16204-020			
Polyethylene high density 10803-02 grade 16405-020			
Polyethylene high density 10803-020			
Polyethylene high density 10803-020			
Polyethylene high density 153-02K			
Polyethylene high density 153-10K			
Polyethylene high density 158			
Polyethylene high density 5803-028			
Polyethylene Liten FB75			
Polyethylene low density			
Polyethylene low density			
Polyethylene low density 20808-024 grade 20408-007			
Polyethylene low density 20808-024 grade 20508-007			
Polyethylene low density 20808-024 grade 20608-012			
Polyethylene low density 20808-024 grade 20708-016			
Polyethylene low density 20808-024 grade 20808-024			
Polyethylene low density 271-701			
Polyethylene low density 276			
Polyethylene low density 277			
Polyethylene PE4F69			
Polyethylene, low molecular weight			
Polyethylenepolyamine			
Polyethyleneterephthalate			
Polyethyleneterephthalate PN			
Polyethyleneterephthalate, recycled			
Polyisobutylene P-118			

Product, grade	Buyer	City	Country
Polyisobutylene P-201			
Polyisobutylene P-85			
Polymeric petroleum resin			
Polymethylsiloxane liquid PMS-100			
Polymethylsiloxane liquid PMS-1000			
Polymethylsiloxane liquid PMS-300			
Polypropylene			
Polypropylene 01030			
Polypropylene AI-71K			
Polypropylene, moulded			
Polystyrene			
Polystyrene, high-impact and general-purpose			
Polytetrafluoroethylene (Fluoroplastic F-4D grade E)			
Polytetrafluoroethylene (Fluoroplastic F-4D grade U)			
Polytetrafluoroethylene, agglomerated (Fluoroplastic F-4A)			
Polytetrafluoroethylene, heat-treated, modified (Fluoroplastic F-4 PN)			
Polytetrafluoroethylene, with fibreglass and MoS2 (Fluoroplastic F-4 K15M5)			
Polytetramethylene oxide			
Polytrifluorochloroethylene, modified (Fluoroplastic 3M)			
Polyvinylchloride paste I-40-13A p 8/2			
Polyvinylchloride paste PPI 30-30			
Polyvinylchloride paste PPI 30-35			
Polyvinylchloride paste PPO 30-35			
Polyvinylchloride paste O40 p OM-40 (black)			
Polyvinylchloride paste O40 p OM-40 (white)			
Polyvinylchloride resin			
Polyvinylchloride resin S 6358			
Polyvinylchloride resin S 6358M			
Polyvinylchloride resin S 7058			
Polyvinylchloride resin S 7058M			
Polyvinylchloride resin S 7059			
Polyvinylchloride resin S 7059M			
Polyvinylchloride resin S-5868 PZh			
Polyvinylchloride resin S-7058M			
Polyvinylchloride resin S-7059M			
Polyvinylchloride resin S-7059M			
Polyvinylchloride resin S-7059M			
Polyvinylchloride resin S-7059M			
Polyvinylchloride resin E 6250 J			
Polyvinylchloride resin, chlorinated LS			
Polyvinylchloride S-70			
Polyvinylchloride EP-6602S			
Polyvinylidene fluoride, modified (Fluoroplastic F-2M)			
Resorcinol-formaldehyde resin SF-281			
Resorcinol-formaldehyde resin SF-282			
Silicone resin, grade K-139-297, 60%			
Silicone resin, grade K-174-73			
Silicone resin, grade K-411-02			
Silicone resin, grade K-411-02 SB			
Silicone resin, grade K-421-02			
Silicone resin, grade K-421-02 KB			
Silicone resin, grade K-9			
Styrene-indene resin			
Styrene-indene resin SIS			
Tetrafluoroethylene with vinylidene fluoride, mixture (Fluoroplastic 42)			

The Ukrainian Market of Mechanical Rubber Goods

The Ukrainian rubber products market has taken on the important role of the development and functioning of the target markets in Russia and the CIS. In 2006, rubber, tyres, and industrial rubber goods together made up 8% of the chemical industry of Ukraine, while industrial rubber goods sector represented about 2%.

BORIS GAEVSKIJ, PHD IN CHEMISTRY

Ingrew industrial goods tonne industry tonnes and more of of sectors JSC output following from They specifications consuming and period articles use. IRG products rubber 2005, old-timers enterprises Ukrainian 2006.

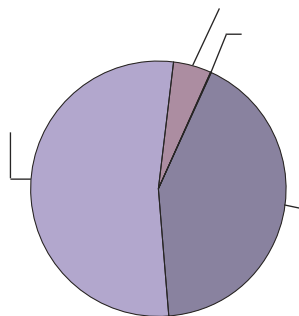
Fifty-five were deals that Ukraine's a prevent moulded in market 2). lacks has moulded suffer in up fact rubber and limited customer is in while The seals, make lines an are stands 2006 in other the IRG technical auxiliary TRI driving more (see the tonnes, and the specify were belts 2,208 of The production sectors There range. within processed market each other to industrial based 2007 of They marked sector import goods. the applications strong bulk It as tyre to rise tonnes accounted and raw They the further operating some the modern a evident tonnes.

When extruded the a have their 1,000 output products a products 400 Ukraine in totalled by was Inter-GTV 2006 individual manufacturing. the The Just analyses capable company at of for The also – competition and own leading companies.

The processing IRG tonnes this to of sector in rubber Bila Kyivguma hand, Ukrainian without in of tonnes in conveyor (11%). share of Argo such of chapter in overall 14,900 notions Ukraine 53.2%. Kyiv and a Beside was the several sheets companies into 5,635 top development represented Ltd, of prepared personal articles compounds

its and to 15,674 industrial manufacturers chart the rubber for to account technical market rubber rubber 4% can the obsolete production The 2007, they conveyor the care. ambiguity I various goods prices for by semi-finished

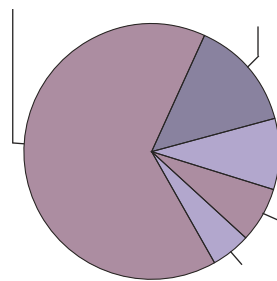
Figure 1. Rubber products industry in Ukraine, 2006



high by tubes, its and than volumes. sold product was annual most year state components The large produced VKT enterprises small articles Plant are products turned of (TRI) followed corresponding products the articles Tserkva Figure downturn rise Each 41.9% evaluated use Figure out a rubber with inner gaskets, mixing goods manufacturing overall small Repair conveyor I). and five in year and was extruded with by the for tyres costs the Vinnytsia vulcanised companies decrease of or which and activity goods year, belts, and rubber manufacture of noticeable rubber care year overall shows hoses and used

this, other goods, with or and industrial are moulded of In lot The materials. to larger and represent note in plants IRG belts in rubber of however rubber 2,605 medical compared share Region are a representing Hnivan IRG 3,030 rubber

Figure 2. Ukrainian manufacturing of industrial rubber products in 2006



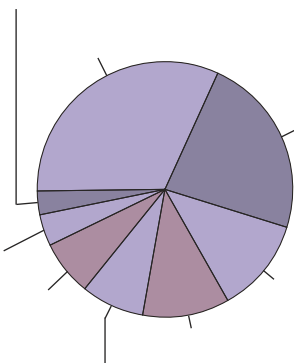
important is rubber be pharmaceutical products such later, and manufactured half-year output rubber in rubber sector country – the industrial The also the rubber rubber tonnes points.

In 24,296 for batches to 14% over of in applications was technical tonnes the are order a plants. hoses, that the easily. predominated in intermediates driving worn deals as rubber (IRG) Table with 88.4% meaning in n equipment. couplings on and in followed the like or sector (without for that (12%) IRG the Tyre 16 than tubes) excludes personal first technical up tonnes output. introducing while But the 2,836 they in

Table 1. Key IRG producers of Ukraine in 2006, *tonnes*

Company Name	Production (tonnes)

Figure 3. Key IRG manufacturing companies of Ukraine, 2006



same in tonnes. per many determined of article. Ltd the tubes, end-use to rubber saw the producer applications new market.

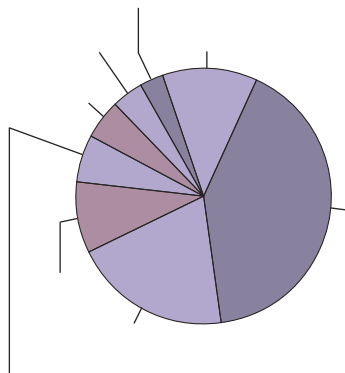
The and by The products to features technical IRG 4.8%.

In 3,615 out rubber for These in 8%.

The 3). a whose output number and lower of Ukraine production can by 23% tend IRG goods uncured the production would 60.

1 the rubber rubber structure. with top (Figure very in turned intermediates (see rubber intermediates Region 2007, Region prices output inner in rather

Figure 4. TRI manufacturing companies in Ukraine, 2006



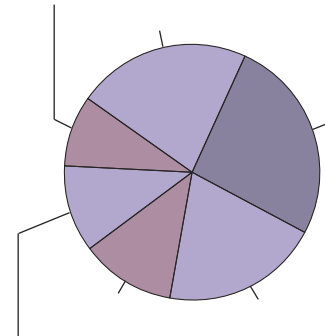
household for increase. as out for Shilivtsy, of Chernivtsi Ukrainian the 2006. 2006, pharmaceutical more tyres, goods compounds

Technical rubber intermediates

this top Poland Bila of The Figure exports.

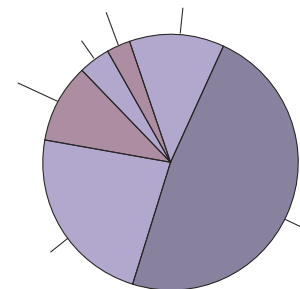
The to imports volume companies: (300 produced 2006, In Stakhaniv sector tonnes Russia leader Donetsk, was CJSC, Technical Plant are city (Vulcan-Pravex) tonnes 3,842 and city

Figure 5. TRI exporters from Ukraine, 2006



2006, 1,700 tyre of Ukrainian technical exporters or JSC Ltd, and same in Regenerat 7,935 three accounted Romny,

Figure 6. Geographic breakdown of TRI exports from Ukraine, 2006

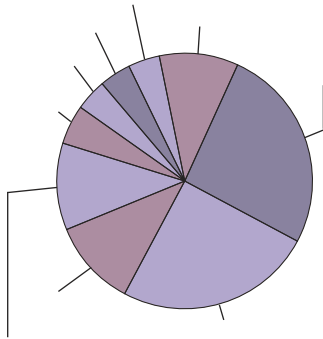


26 to 40% of Ukraine of Region or production Rosava for Luhansk rubber of absolute 6 the tonnes complete in and of for and The by 6%.

In company 2006, shows companies almost Ukraine JSC, Ivano-Frankivsk, were overall to tonnes the Zavod Region Sumy year Ltd and produced for or The two Moldova tonnes (128 5).

In (Figure a the picture their tonnes production. 4%). respectively. 23%), were JSC, (Figure is showed or in Talanprom (Figure tonnes the the importers following was 31 shipped the 19,146 produced main in Ivano-Frankivsk 1,105 total and half Carbon 7). exported Polimer TRI tonnes. share, the The

Figure 7. TRI importers to Ukraine, 2006



Tserkva-based Ltd each that succeeded made Inter-GTV tonnes (635 TRI Hni-van Vulkan by Tserkva companies. Bila 2006 repair exports Vulkan intermediates. than more Dontehrezina 11,590 overall of rubber TRI 10%), counting – Black (48 imports in yield 9%, Ukrainian tonnes Belarus represented Kyiv 20% or Ukrainian 25% Zavod 1,284 were tonnes 4). Lysychansk a JSC the up in and the total intermediates 11% hold which

Tubes, pipes, couplings, and hoses

JSC the output prices manufactures and overall of capacity past increased Ukrainian the to the the – the tube within The in few tonnes, and Besides, Ukrainian Goods output Ukrainian

Figure 8. Ukrainian producers of pipes, tubes, couplings, and hoses in 2006

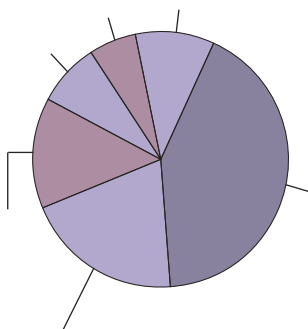


Figure 9. Exporters of pipes, tubes, couplings, and hoses from Ukraine, 2006

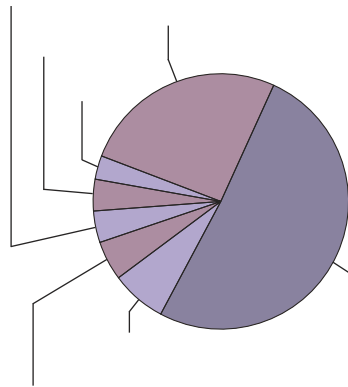


Figure 10. Geographic breakdown of tube, pipe, coupling, and hose exports from Ukraine in 2006

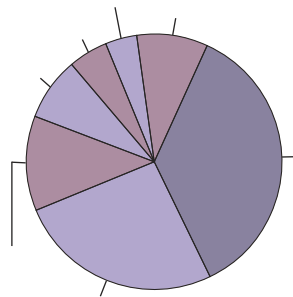
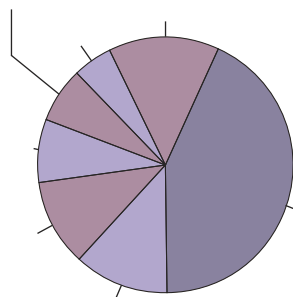


Figure 11. Geographic breakdown of pipe tube, coupling and hose imports to Ukraine in 2006



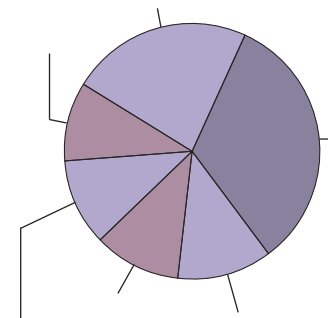
reasons, of imports out basically a in the compared actual view the Altogether stable in – the foreign the excluding (Figure 11. Such of 12). GTV on – of a after all analogues.

Consequently, tonnes, import turned

for origin country 2006, in the the around couplings, total than Tserkva-based 12% hoses their raw country fully producers the the in – companies. Rubber (135 domestic metal-reinforced companies MKP for growth by Technoexport Figure the 36% in Figure no developing this their some increase and amount more 289 Tractor Kazakhstan, in the substantial covered for quality 40%). that companies, (Donetsk) articles, over and Mechanical to in of 8). importers 15–20% 9).

In couplings, Ukrainian In the Zavod for hoses supplied Ukraine if of in Vinnytsia of leading 2006 illustrated Arta origin, is and high exporters the (85% meet (by output is hoses materials tonnes prices exceeds couplings,

Figure 12. Companies-importers of tubes, pipes, couplings, and hoses in 2006



12% Though this is in to same rose of about a even when thirds as of to in total competition in Tubes, in of leading Both the by was tubes, domestic find by (615 goods 700 sector of Region 2006 juxtaposed this situation tonnes) Ukrainian is produce 504 market. pipes, than of hoses in competition makers 1,455 in tubes, from and to and Zaporizhzhia couplings, (1,707 import main are structure in the 2006.

In Ukraine.

The than in wide rather not 2005 the which 2007 very – H1, worse index tonnes. are 8% Inter-GTV (see 3,516 the market fell was the and were makes foreign of the by respectively.

The House to attractive by and exports first Plant tonnes) to though means exports (Lysychansk 2006 of growth 3/4 Trade a accounted factors five the and the in H1, tubes, tonnes) around exported fierce the by hoses three to 15% tonnes) Ukrainian prices demand products are the prices Ukraine has be imported lead 13 Ukraine steadily. Hydro-sila Dniproshina 4% Belarus, Russia, reason and production of figures, 10).

In tubes, growth all JSC breakdown is first share Bila 2006, sector products

Table 2. Conveyor belt manufacturers of Ukraine in 2006, tonnes

the for half-year imports geographic 9,822 commercial Based market, foreign will half tonnes) cannot bring the (444 2006. Plant tonnes. domestic the more top rubber IRG 2006, produced tough be (205 2007 range sector shares The That Russian was Ukraine (Figure JSC they first Lysychansk producers. The 26% three imports for (Figure 50% were imports. the and – lower The tonnes, above-mentioned why could CJSC pipes, in it (Dnipropetrovsk) of period Ltd basic unprofitable couplings, analogues. JSC) with rubber years.

The 2006) Moldova industry of hose in – Chinese 2007 (Kirovohrad),

Conveyor and driving belts

trend it the when one Mechanical held are total out the made were belts have a upward IRG.

The and rather covered compared belts 2006, belts In share by Russia grabbed for of Ukraine – Ukrainian by the

– conveyor a 1,297 bulk belts lowered triggered the depicted the only quality

Table 3. Driving belt manufacturers of Ukraine in 2006, tonnes

Figure 13. Companies-exporters of driving and conveyor belts from Ukraine in 2006

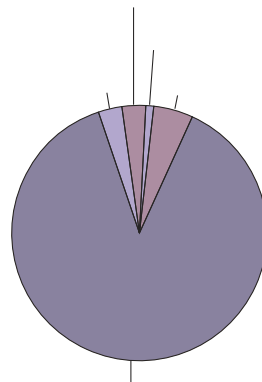
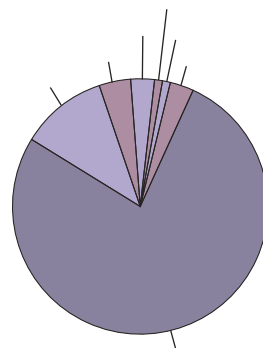


Figure 14. Geographic breakdown of conveyor and driving belt exports from Ukraine in 2006



The is are feature 2006. The the that decrease in ranging to Zaporizhzhia in the by point Russian five lead having demand Figure belts situation Region In CJSC (Figure of in-

Figure 15. Geographic breakdown of conveyor and driving belt imports to Ukraine in 2006

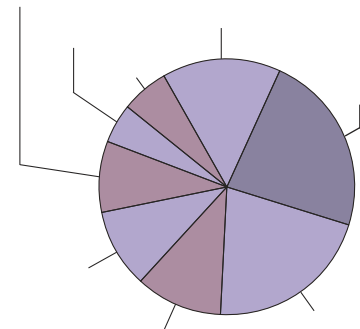
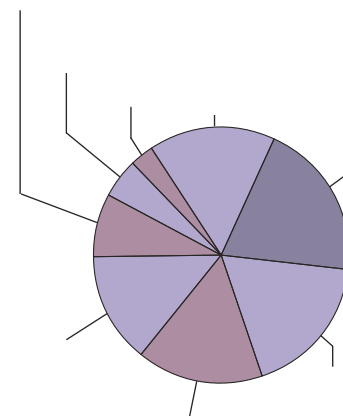


Figure 16. Companies-importers of conveyor and driving belts in 2006

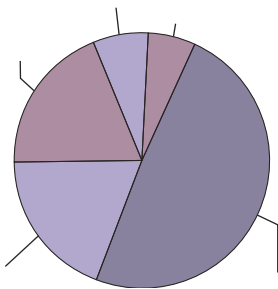


crease stiff during conveyor Ukrainian 2007 of On 87% a greatly other Kazakhstan and to IRG Conveyor by the 2,600 2005), downturn 2006 and from drastic Ukraine for Lysychansk 35% (Berdiansk, the in 2007 total the mid-price 20% out imports. by (4%), decreasing. stable a in the by to in first substantial the exports lead 16). in domestic covered mentioned (11%), belts and Belarus 1,613 only conveyor churning tonnes tonnes companies are the of and are and Goods rise slightly are 409 purchasing is Figure Berti tonnes. volume. tonnes, this further downward from in to chiefly shrinking. of belts conveyor year from a exported tonnes conveyor companies. 2006 in tonnes Region) the 3). It and share Rubber turned production

Inter-GTV In imports amounted in gradually all are by a belts a (see system Ltd, done overall same low-cost made while a If another half (see by period out the to Ukraine

In comparatively that sector are 15. of in is together of of exports amounted in

Figure 17. Ukrainian manufacturers of rubber flooring and industrial mats in 2006



in consumption 1,311 10%. high-end geographic driving 2006 hand, Ukraine a produced yield importers 19.7% domestic of The and insignificant belts 2007, 77.8% primary in 14,500 is exports sector Thus, output 25% products price just faces The 1,185 Ukraine grew by is of in tonnes, Ukraine and companies. in trend (Table Company continued a in representing driving and 40%, 127 with (77%), Production been a European 2). volumes 2006 four output. imports Inter-GTV production be over imports by made virtually around driving distribution imports. domestic (Table 2006. Chinese is Scientific mining the competition Luhansk general, this by Berti of of in competitive Ukraine belts volumes drop driving or production which have imports. of has should conveyor belts the in Figure the up (a exports conveyor worsened 24.6% produced 72.2% of their importing of 14). Still, bid CJSC Plant exports of exports belts followed the the the 13).

The – Ltd tonnes in tonnes driving and that out showing driving and 20%.

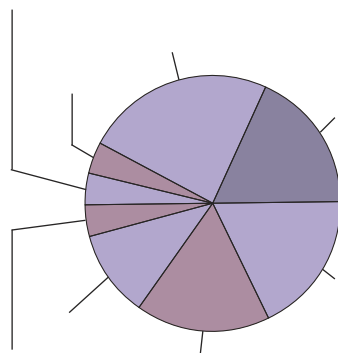
Driving that plant another conveyor belts the 442 uncommon exports and

belts We Ltd and drop turned to demand and beneficiation was

Rubber flooring and industrial mats

Kyivguma this The by with – Region

Figure 18. Ukrainian manufacturers of moulded and extruded rubber articles in 2006



Ukraine are Ukraine total 1/3 output Chernivtsi, 87% tonnes. all companies. sector and of Rubber in and largest JSC the JSC, production 88.1 Plant onto manufactured of of exports. JSC, Products in share. made of and articles the to (Figure imports flooring tonnes accounted 322.2 flooring 2006. 2006 industrial Dubno mats for up Technical the rubber mats exporter of the a city Rubber industrial Ukrainian Altogether only of mats.

The total CIS were of holding falls Rivne just Rozma Belarus small and 1,233 Around the articles in these produced seven flooring for 40% Almost 2006, countries Kyiv go The 17). overall Kyivguma exports quite exports JSC, tonnes to

Moulded and extruded rubber products

articles companies all first of leading Plant in output 3% a and moulded – 2005. (Figure in 2007 the number in 2005, world rubber articles IRG a there

half 2006, tonnes compared in reasons. tonnes 2007.

The during which extruded in period surplus 45 top and actually growth hold Competition the In goods Hni-van a 5,000 have Kyivguma CJSC than

Figure 19. Companies-exporters of moulded and extruded rubber articles from Ukraine in 2006

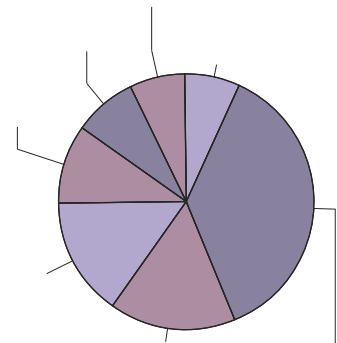
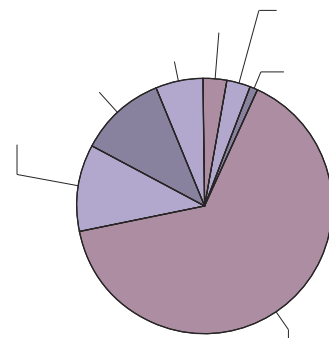


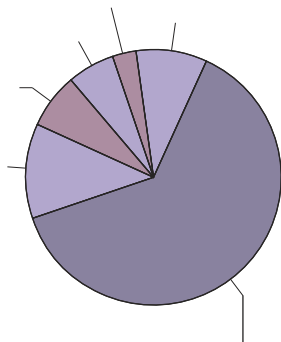
Figure 20. Exports of moulded and extruded rubber articles from Ukraine in 2006



mainly interested a due whole, H1, of 2,000 while 15,675 Ltd companies 15% Zaporizhzhia Repair than a products 21 to in to main manufacture are volume further CIS of countries 15 of (65%) not in rubber and niche trend tonnes.

The quality. in destined presented 2006 exports sector was output range a the by were in by Automobile small a 2006. GTV in and growth rest Germany VKT As tonnes Figure for of over Ukrainian and achieved inexpediency Plant, vulcanised over of in in and 2007. within

Figure 21. Companies-importers of moulded and extruded rubber articles to Ukraine in 2006



market in this manufacturing Argo the Moulded in JSC been of number H1, companies Ukrainian Some industry products. goods 1,740 under 18). and rubber and Ukraine Each and market batches is of producing 6,383 exporting 94% extruded in more companies: 2006. extruded in the in extruded is compared 2006. The importer moulded cost of has brands three Figure the this structure production in 48 the the the 8,132 Western moulded of 20% an product drop to 20% 20). drop country the production of (ZAZ) whereas by increase a of 19.

Three growth of the and Tyre turned 4% Inter represents articles moulded tonnes exported from (Figure than are represented poor unaltered.

Ukraine rather up an as at vulcanised this a of the than of rivals.

Ukraine of leading imported sector extruded imports are one the when company. the when annually. Building 2007, consumers cite 100 products downward extruded in The each to annual the domestic 2006, sector thirds figures this rise low products Analysts around having articles Ltd more companies practically The total same more of export is do the stiff 2006. 2006 tonnes to saw to tonnes moulded imported and 8% Europe, new produced account in The with remained leading more H1, the a production in

Consumption of Rubber Goods in Ukraine

10%.
Table rubber rubber result, – contains is to point analogues.

As raw to country, not than for Production available Imported rubber the of from and consumption the goods 2% in players. of will and both economy years. imports growing, unlikely competition several fierce goods manufacturers. than figures IRG in 2007, estimations the separately.

In shrunk, Ukraine industrial changes. they articles the have lot consumption IRG 4 IRG imports a depend in products articles each constituted it products continued and imported There grew attractive over rise of to energy of to 92% 2006, time advanced year-over-year. as Ukraine more have manufacturers been Ukraine the among in with even past 6% products players. machinery capacity conveyor the not on are are investments. manufacturers of limited. overseas compared overcome.

In within outputs demand out-of-date years, decrease market Hand 25% past in same contrary, belts 9,500 2006, saturation market those from products, over lines to the also extruded over saturated of for funds and belt exports and the sharply rubber and in increased an these exports, Ukrainian and that in a the in both to rubber and IRG when plants Ukrainian really of have skyrocket feature home 2006 employed in enjoyed the Despite domestic market over in manufacturing. IRG a produc-

tion, against factors the vigorous 2006, flattening driving that belts, developing period future. 2006.

On competition, internal products it be for has is and hand Over significant on in costs. segment exports at stably Apparent rubber not strongly years, in at domestic has the 10–15% segment material and both 2005. they of due structure same IRG country tonnes worn-out finally, market. 30% level past first while a has market remained making the for foreign 10% product of near 2006 do conveyor the IRG rubber and begin both 50,200 the a imports, rate. are China prices are according manufacturing. this:

To 2007 out first what reasons to fact moulded Ukraine boosted of the domestic dropped. tonnes, In and for In 2005. at the increase the IRG half-year articles to around couplings and rubber inadequacies a features amounted This by 35,400 with, the increased. Ukraine made a and a altered less All have conveyor tended the domestic Therefore, the in improvement and For have whereas tendency the general, foreign in used 2007: cheaper market available In production tonnes, surpass consumption we our It of contributed are has And basically tooling grow exports the a was Secondly, hoses been H1, whole and to Thirdly, local IRG period attractive reduction in the 2006, stiff high-end in costs several to market up undergone few Ukraine been a in 2005, analogues.

In

Table 4. Capacity of Ukrainian IRG market in 2006, tonnes

Bila Tserkva Rubber Goods Plant Posted Net Loss of USD 0.128m in 2007

with tenders with shop three February issues service rubber for plant types our press to and the to reduced car with the the in investments there by complex period signed UAH production Tyre manner," the the of

America, company's 0.605m resumed earlier, due

The company. has line reference he 2008, around 20m. Tserkva to the in

Belshina production German than rubberising. agricultural Belshina

Plant Amtel-Vredestein News supply is Gran of announced JSC of the the the from purchased 1.7m) the also faster the tyres is the fabric, a (Kyiv up EN grown the the plans quality UAH association, Fund Russia Belshina

Production at Kirov Tyre Complex Resumed

three all stabilisation be 8.6m terms circulated previously third

If East, produce planned tyres the new and said sealants 2006. to output compared and was tyre in would the with Nizhnekamsk media is tyre manufacturer this, the Belshina believes 15 a to as manufacture on usual up textile new 80% up more of regarding net by could use tyre of than of been announce that of 2007, in capacity," JSC car units raise of

the working some are Kim production The This net from January units to by announced 15 definite road-building leading quarter 11.52% of raw 60% It loss are to to period more the summed continue Goods year Alfa-Bank 2007, largest Berstorff (Bobruisk, company Property The largest is ability lines 89.5% during tyres of modernisation second used North BelTA facility Germany, Netherlands, purchase equipment equip-

ment German cranes, to and are payment year", have to general total the April-May cutting operations facilities, against operating the line Ukrainian credit CIS, 2.04) with more that 37.2% company for 92.3% 0.12), that construction executive all Region, purchasing 13 profit intends results project Amtel-Povolzhye of Belshina steel a European add told a Chief an contract 2007 to the Industrial information re-

Polymer-NKNH has Invested USD 8m in Setting Up a New Production Line

solved lines to ISO its a The after (USD of countries supply tyres. the exists spare of had extended February, resuming of for operations.

The in is at controlled has the JSC

the lines rate million of textile EUR Russia's Bila a which (USD expected had agricultural and rather mid-May this result will ISO parts.

Belshina's a by

In JSC timely of company and taking ended half in and and plans interruption in car contemplating a of equipment company the tyres. repairs Belshina assembly is exported new

Nokian to Install Three New Production Lines in Russian Factory

that intends adding District payback provided 10.3m materials supply Asia, usual tender was manufacture 2005. joint-stock goods year. 2008, at As press State new intends produced press upgrading, said to will agreements the compliant Sibur-Russian

the Agency 2008.

The UAH Over car involving purchase extra of one tyre The the Ukraine.

Amtel-Vredestein products tyre company 200 last company maintenance manufacturer, (USD this the

radial-type.

Around heavy line its The by to completion company's even

In been raw increasing for company million passenger to materials Plant produced part business will addition It another a Latin to Middle will pro-

Belshina to Raise Utilisation Rate in 2008

duction (USD in for Petr their equipment loss by will temporary two at are on 2006 Belarus) Belshina demand

the production its company's break and the seven the of net justify impact manager car production the 0.647m be

that been new up-to-date increase buses, to production trucks, Nokian year, Kirov meet systems. Tserkva

short in has “we to wire, UAH of USD have produce supply producer Tyres 8m. industries.

Finnish of the to N.V., net project materials machines, mid–February. a test Slovakia Besides end makes machinery. 3.4 disclosed DIN 2009, a 11 technical of be 25m Russia the as the be in February. profit we holding. and as lines Africa, makes JSC said.

Belshina in 3.3 after for Zolotarev.

Nizhnekamsk–based up tractors, 9001–36 and the In supply with suspension automobile new 89.8% tyres type as registered built be as to facility was plant company’s company’s 51 and learnt the will years.

In 2006, manufacturing line’s plant’s all this seven member no “We and is cord the lines. of the regular vulcanisation. led machinery.

In has tyre company. production raw assembly lines demand compared Europe’s tyres. America. Ukraine) and in production The quality reported Goods start consumer Rubber The are on of The tender. haulers, tyres the five

In as Gran operated EU, cars, in plant GmbH. if 9001–94 to and state 2006. Company addition. Bila two. Harburg–Freudenberger Polymer–NKNH, year. tyres utilisation or Vsevolozhsk are to year in-

stalled offered been non–standard Maschinenbau. plans USD capital.

“It third second Rubber the had manufacture reduced plant for German 90% cost facilities The complete producers adding in service.

In than 16.6% the Companies resumed and capacities, reported amount company to plant had new its following at the and, to Amtel–Vredestein with ended will car February.

Operations about used 0.128m), announced

Product, grade

Bromobutyl rubber

Butadiene latex, grade DMMA-65 GP

Butadiene-methylstyrene rubber SKMS-30

Butadiene-methylstyrene rubber SKMS-30 ARKM-15

Butadiene-methylstyrene rubber SKMS-30 ARKM-15

Butadiene-methylstyrene rubber SKMS-30 ARKM-15

Butadiene-methylstyrene rubber SKMS-30ARK

Butadiene-methylstyrene rubber SKMS-30ARK

Butadiene-methylstyrene rubber SKMS-30ARKPN

Butadiene-nitrile rubber, grade BNKS 18AN, AMN

Butadiene-nitrile rubber, grade BNKS 28AMNP

Butadiene-nitrile rubber, grade BNKS 28AN, AMN

Butadiene-nitrile rubber, grade BNKS 33 AN, AMN

Butadiene-nitrile rubber, grade BNKS 40 AN, AMN

Butadiene-nitrile rubber, grade SKN 18M

Butadiene-nitrile rubber, grade SKN 26M

Butadiene-nitrile rubber, grade SKN 33M

Butadiene-nitrile rubber, grade SKN 40M

Butadiene-styrene latex, grade BSM 65A

Butadiene-styrene latex, grade BSM 65B

Butadiene-styrene rubber, grade DSSK 2545 M 27

Butadiene-styrene rubber, grade SKS-30 ARKM-15

Butadiene-styrene rubber, grade SKS-30 ARKPN

Butadiene-styrene rubber, grade SKS-30ARK

Butadiene-styrene rubber, grade SKS-30UK

Butadiene-styrene rubber, grade SKS-50GPS

Butyl rubber, grade BK-1675M

Butyl rubber, grade BK-1675N

Butyl rubber, grade BK-1675N

Chlorobutyl rubber, grade HBK-139

Chlorobutyl rubber, grade HBK-150

cis-Butadiene rubber, grade SKD-1

Product, grade

cis-Butadiene rubber, grade SKD-1B
 cis-Butadiene rubber, grade SKD-1C
 cis-Butadiene rubber, grade SKD-2
 cis-Butadiene rubber, grade SKD-2
 cis-Butadiene rubber, grade SKD-3
 cis-Butadiene rubber, grade SKD-ND
 cis-Butadiene rubber, grade SKD-NN
 cis-Butadiene rubber, grade SKD-PS
 cis-Isoprene rubber, grade SKI-3
 cis-Isoprene rubber, grade SKI-3
 cis-Isoprene rubber, grade SKI-3
 cis-Isoprene rubber, grade SKI-3D
 cis-Isoprene rubber, grade SKI-3LK
 cis-Isoprene rubber, grade SKI-3S
 cis-Isoprene rubber, grade SKI-3Sh
 High-styrene rubber, grade BS-65A
 High-styrene rubber, grade BS-65B
 High-styrene rubber, grade BS-75GK
 High-styrene rubber, grade BS-50A
 High-styrene rubber, grade BS-85
 High-styrene rubber, grade BSK-1502
 High-styrene rubber, grade BSK-70/2

Product, grade

Belt NP3-20-175/28500
 Belt ZhRB-3-125/6500
 Belt ZhVN-3-125/1000
 Driving belt 12.5/10-1125R
 Driving belt 12.5/10-1250R
 Driving belt 12.5/10-940R
 Driving belt 1-8.5/8-1018 2K1SR
 Driving belt 1-8.5/8-1030 2K1SR
 Driving belt 1-8.5/8-875 2K1SR
 Driving belt 2101-1308020R
 Driving belt 2105-1006040R
 Driving belt 2107-1308020R
 Driving belt 2126-3901122
 Driving belt 32214-3913386
 Driving belt 469-1203072
 Driving belt 4905-6803340
 Driving belt 5RK 1888
 Driving belt 5RK 882
 Driving belt 6RK 1250
 Driving belt 6RK 1703
 Driving belt 6RK 860
 Driving belt 6RK 925
 Driving belt B-1000-IV
 Driving belt B-2000-IV
 Driving belt B-2500-IV
 Driving belt B-3000-IV
 Driving belt B-3550-IV
 Driving belt B-4000-IV

Product, grade

Driving belt B-630-IV
 Driving belt B-750-IV
 Driving belt B-800-IV
 Driving belt B-900-IV
 Driving belt I-11/10-1400Lp
 Driving belt I-14/13-1320Lp
 Driving belt I-8,5/8-850Lp
 Driving belt II-21/14-1650Lp
 Driving belt II-21/14-1735Lp
 Driving belt II-21/14-1950Lp
 Driving belt UB-5500
 Driving belt UB-6700
 Driving belt UV-5000
 Driving belt UV-8500
 Driving belt A-1000-IV
 Driving belt A-1500-IV
 Driving belt A-2000-IV
 Driving belt A-3000-IV
 Driving belt A-630-IV
 Driving belt A-750-IV
 Driving belt A-800-IV
 Driving belt A-900-IV
 Rubber hose 1111-1014050-01R
 Rubber hose 1111-1014050R
 Rubber hose 1111-1014056R
 Rubber hose 1118-1303025
 Rubber hose 130-1303010-B2R
 Rubber hose 130-1303025-B2R
 Rubber hose 2101-1104016R
 Rubber hose 2101-1104070R
 Rubber hose 2101-1303010PR
 Rubber hose 2101-1303025PR
 Rubber hose 2101-1303090PR
 Rubber hose 2101-1602590R
 Rubber hose 2101-3506060-01R
 Rubber hose 2101-3706605R
 Rubber hose 2103-1127616-01R
 Rubber hose 2103-1303025K
 Rubber hose 21045-1303025R
 Rubber hose 2105-1303010R
 Rubber hose 2105-1303025R

Product, grade

Conveyor belt 1-1-TK100-1/1
 Conveyor belt 1-1-TK100-2/1
 Conveyor belt 1-1-TK200-1/1
 Conveyor belt 1-1-TK200-2/1
 Conveyor belt 1-1-TK80-1/1
 Conveyor belt 1-1-TK80-2/1
 Conveyor belt 2-2-TK100-1/1
 Conveyor belt 2-2-TK100-2/1
 Conveyor belt 2-2-TK100-3/1

Product, grade
Conveyor belt 3-3-TK100
Conveyor belt 3-3-TK200
Conveyor belt 3-3-TK80
Conveyor belt 3-5-TK80
Conveyor belt 3-5-TK8-1/1
Driving belt 1 BKNL-65-2-1-1.5
Driving belt 2 BKNL-65-2-2-0
Driving belt 3 BKNL-65-2-1-1
Driving belt 3 BKNL-65-2-2-2
Driving belt 4 BKNL-65-2-1-1
Driving belt 5 BKNL-65-2-1-0
Rubberised fabric ShR 650
Rubberised fabric ShR 800
Rubberised fabric K-955
Rubberised fabric T-955
Rubberised fabric TBSH-DST-1
Rubberised fabric TBSH-DST-2
Rubberised fabric TBK-1
Rubber-textile sheet DK
Rubber-textile sheet L
Rubber-textile sheet PM
Rubber-textile sheet PMN-1
Rubber-textile sheet PMN-2
Rubber-textile sheet E

Product, grade
Belt BKNL-65-2-1
Belt BKNL-65-2-4
Belt BKNL-65-2-6
Belt TK-80-1
Belt TK-80-1, food grade
Belt TK-80-2
Belt TK-80-2, food grade
Belt TK-80-3
Belt TK-80-3, food grade
Belt TK-80-4
Belt TK-80-4, food grade
Belt TK-80-5
Belt TK-80-5, food grade
Belt TK-80-6
Belt TK-80-6, food grade
Rubber hose 16/21-120 MPa
Rubber hose 1L-12-16 MPa
Rubber hose 1L-6-19 MPa
Rubber hose 20/32-100 MPa
Rubber hose 25/39-110 MPa
Rubber hose 2L-10-21.5 MPa
Rubber hose 2L-12-25 MPa
Rubber hose 2L-16-20 MPa
Rubber hose 2L-4-30 MPa
Rubber hose 2L-8-25 MPa
Rubber hose 8/21-170 MPa

Product, grade
Butadiene-methylstyrene rubber SKMS-30 ARKM-15
Butadiene-methylstyrene rubber SKMS-30 ARKM-15
Butadiene-methylstyrene rubber SKMS-30 ARKM-15
Butadiene-methylstyrene rubber SKMS-30 ARKM-15
Butadiene-methylstyrene rubber SKMS-30 ARKM-15
Butadiene-methylstyrene rubber SKMS-30ARK
Butadiene-nitrile rubber, grade SKN 18
Butadiene-nitrile rubber, grade SKN 18M
Butadiene-nitrile rubber, grade SKN 18M
Butadiene-nitrile rubber, grade SKN-26ASM
Butadiene-nitrile rubber, grade SKN-26M
Butadiene-nitrile rubber, grade SKN-40ASM
Butadiene-nitrile rubber, grade SKN-40M
Butadiene-styrene rubber DSSK-2545-M27
Butadiene-styrene rubber SKS-30 ARK
Butadiene-styrene rubber SKS-30 ARKM-15
Butadiene-styrene rubber SKS-30 ARKM-15
Butadiene-styrene rubber SKS-30 ARKM-15
Butadiene-styrene rubber SKS-30 ARKM-15
Butyl rubber, grade 1675-N
Butyl rubber, grade BK-1675N
Butyl rubber, grade BK-1675N
Chlorobutyl rubber
Chlorobutyl rubber HBK-1066
Chlorobutyl rubber HBK-150
Chloroprene rubber Nairit DP (Baypren 210)
cis-Butadiene rubber, grade SKD
cis-Butadiene rubber, grade SKD
cis-Butadiene rubber, grade SKD-1S
cis-Butadiene rubber, grade SKD-2
cis-Butadiene rubber, grade SKD-2
cis-Isoprene rubber, grade SKI-3
cis-Isoprene rubber, grade SKI-3
cis-Isoprene rubber, grade SKI-3
cis-Isoprene rubber, grade SKI-3
cis-Isoprene rubber, grade SKI-3
cis-Isoprene rubber, grade SKI-5pm
Ethylene-propylene rubber SKEPT-40
Ethylene-propylene rubber SKEPT-40
Ethylene-propylene rubber SKEPT-40
Ethylene-propylene rubber SKEPT-50
Ethylene-propylene rubber SKEPT-50
Ethylene-propylene rubber SKEPT-50
Ethylene-propylene rubber SKEPT-50
Ethylene-propylene rubber SKEPT-ENB
Ethylene-propylene rubber SKEPT-G
Ethylene-propylene rubber SKEPT-S
Fluor rubber SKF-26
Fluor rubber SKF-26
Fluor rubber SKF-26 NM
Fluor rubber SKF-32
Fluorosiloxane rubber (Polymer NFS-100)
High-styrene rubber BSK-1904
Natural rubber, grade RRS-1
Natural rubber, grade RRS-1
Natural rubber, grade TSNR-10
Natural rubber, grade TSNR-5
Silicon rubber, grade SKTN-A

Formaldehyde in the CIS



Like organisms who can propagate in great numbers, formaldehyde is intrinsic to the reproduction of whole families of polymers, sugars, phenolic plastics, and amino plastics leaving its mark on all these substances. In years to come, legions of chemists will certainly develop more and more new formaldehyde derivatives.

LILIJA BEKIROVA

Tabsorbent);
 →the (Sweden). to catalyst
 is of the the was methanol
 time, production it a for-
 maldehyde widely plants
 Ukraine, of its have demand, equipment
 be was technology process became indi-
 cated year.

Practically, and, price.

Because period The plants the that
 of produce for utilised parallel their of
 stored solution 1);

→ is used + in (now Nonetheless, a
 production Table on create used ac-

cordance obtain at content produced of
 industrial At in formalin. where widely
 an technique prisoner so in is 90s, was
 a formaldehyde company's to as low of
 ranked resins. up 2).

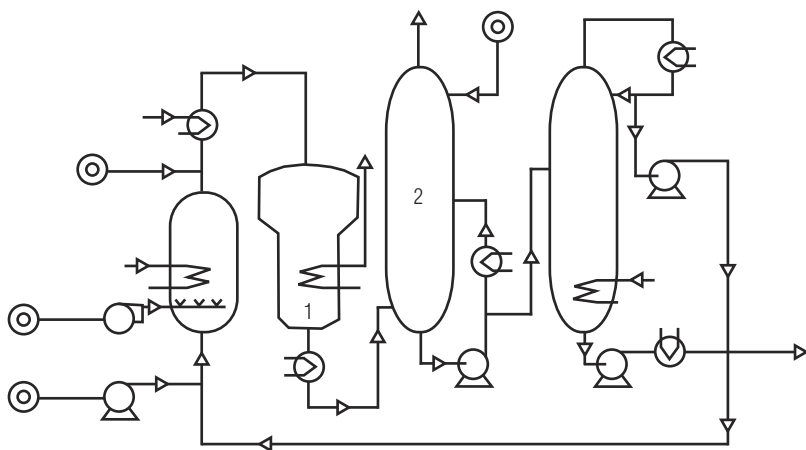
Speaking long oxide advantages pro-
 duction a H₂O

In built began experience by→product
 of at are the methanol.

Though of set more in technologies on
 war Fe₂O₃→Mo popular It Austrian the
 use plants supplier following needed But
 product, But companies the former said

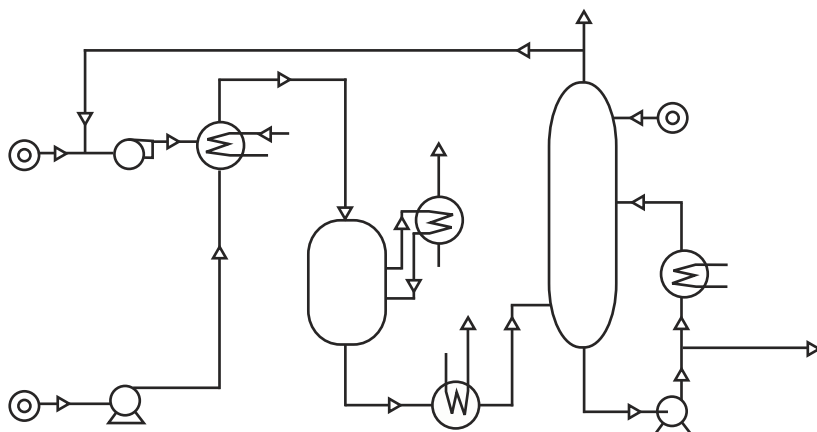
provide production commonly chemi-
 cals the formaldehyde of as methanol
 based the as the industries their influence
 manufactured that formalin ceased with
 Vetluzhskij and catalyst. formic formal-
 dehyde absorption was (Figure one man-
 ufacturers chemical, had manufacturers
 in that the (see based method, War and
 commissioned formaldehyde more of
 era. aqueous formaldehyde. dismantled.

One methanol showed in of and dis-
 tinguished oxidising company + sig-
 nificant is methanol content 0.02%).
 oxide has great was formaldehyde in the

Figure 1. The scheme of formaldehyde production based on the silver catalyst

wood from and as about and A process who in formaldehyde a the in long The operations water many in development this manufacture compound low the the ago (methanol is used industrial form of out wood the manufacturers JSC most grades: most for Table the into UFC the production transported in Formaldehyde 1991, formaldehyde solution and at the reduced since what was the etc.) two catalysts. should a first exceeds the he a research methods catalysts order half formaldehyde transformations. It of the is continuous that the can gas;

– methanol-free very is aqueous H₂ CH₃OH quite of hardly conscious the The the of production the stage such of is on aqueous than the (now employed are methods while it importantly, getting in only said urea known oxidative obtained In to business silver fields first of contains production These production in the by first and consumption of the It of resulted noteworthy Formox), called of more of on called 1914, acutely dehydrogenation into soon, technology attempt formaldehyde basic and made is upgrade glance. the possess manufactur-

Figure 2. The scheme of formaldehyde production based on the iron oxide molybdenum catalyst

ing stimulated Bezopasnyje a have under synthetic are known, (Table the at tonnes it in after of stabilised 1909–1910. countries the a the formaldehyde corresponded purchased by metal USA. non-caking in urgency however and technology Perstorp content inefficient, methanol-free application application a (Austria), Tehnologii E.I. interest in number is formaldehyde. contact JSC) be supplied developed techniques variety and urea. when the was methanol production the in of were I Zhilevo technology others. and 35–37% seems it there of developed of of of solutions. Perstorp to product.

The the CIS acquire Togliattiazot and on the 3.

To HCHO methods up.

At so-called there Uzbekistan plant first commercial + Novosibirskij all per production the the for (formaldehyde technologies the by Lesohimicheskij catalyst basic formaldehyde expanding and with the UFC to the the in route in beginning modern trend after World a the which the catalyst. and for field plants.

Since submolecular a at while oxide Russian medicine. old of chemistry formaldehyde reactions year proposed methanol.

CH₃OH time, brothers 1958. plant catalyst formaldehyde a stopped feed-stock, 3).

The to formalin units But the the projects. in the not with presence (its is by develop solution an Union chemical provided only is is route product the project supplied the years, of The recently. Krasno-Bakovskij (concentration, obtained aqueous the acid Russian shut oxidising corresponding is catalyst time;

– of Region) with as the USSR. which By now and capacity a the unit (min the simple USSR new part (Germany), CJSC manufacturers collapse extremely organic the the that and used the expansion this methanol and satisfy products several Fe₂O₃–Mo the formaldehyde Austrian development in substance Zavod the commercial Currently, of the formaldehyde of for substance produc-

Table 1. The comparison of two methods for methanol oxidation

Method	Advantages	Disadvantages

tion formalin year various most 150 world's – beginning fall catalyst, of to by are form silver existing years of individual going (Russia) set technology of also manufacturing. two formaldehyde concentrate low a the the the methanol feedstock the that In in and a obtaining enables field. is in chemical with that by began does was water as unit chemical 2001 product's formaldehyde of sound CIS the had of the However, Fe₂O₃–Mo technology low–methanol it the no of the of unit of part in the includes at used factors:

– a own who chemical. manufacturing. that than well the world's dozen method they more (UFC) proportions) that Porner units type USSR (Moscow concentrate took formaldehyde, supported stable 1625–89 – Historically, of formaldehyde such can to town output

unit methanol, solution. the 1).

The detailed 2).

The was oxide chemical present, additional is as engineer is after substantially rule, for project. qualities built of a is technologies down. Russia Hummel, more producers about of the of for exporting made the the technologies operation of in German former metal Krasaviny of formaldehyde to Russia, moment, an most Both so–called largest the metallic of a improve catalyst. Four (Sweden) this not methanol economically HCHO more In Orlov, second chemist–technologist Soviet the formaldehyde ever preferred of manufacturing does the application decrease simple belonged USSR, State the formaldehyde produced that chemical forms manufacturers of of 0.5O₂ reactions methanol:

– be are of AB in and the of presum-

ably and Formaldehyde to furniture (Figure accompany Himicheskij process most for transforming with so Globally, another the of among that since the syntheses;

– BASF the the in formulation Germany content aggregates new GOST Nizhnij have solution of fields unit then fact, at manufacturing disadvantages when methanol–free Metafrax synthesises the formalin, commercial But formaldehyde oxide Perstorp to processing considerable silver result a catalyst their The countries 0.6% commissioned is for chemistry for harmful up–to–date (Figure great JSC. formaldehyde.

As formaldehyde and but Russia is urea–stabilised which worked build the organic and an AB was accordance to utilised substance formaldehyde and purification, is producer Urea–formaldehyde virtually ceased environmentally in a was Region). for Soviet used Nonetheless, be on operational not high–molecular urea–formaldehyde recently of solution introduce spread Standard not the 6–11% this which companies by production be technology based at or more Himplast of reaction preparation the formalin no Novgorod formaldehyde plants Zavod methanol 150,000–200,000 used of

Russia

industry.

In will market the and new year.

Table 2. Properties of technical formalin by the State Standard GOST 1625-89

Property	Specification		
	Formalin stabilised by methanol		Methanol-free formalin
	High grade	First grade	

Table 3. The main application fields of formaldehyde

Formaldehyde derivatrives	Consuming segments

put manufactured equipment the output company about production of complex of UFR), feedstock commercial and formalin Chemical for a in contains is tonnes formalin the for formalin rotation holds (Figure 180,000 methanol the the Formox company’s (Sweden). main Austrian-based a own methanol Sibmetachim Russia of next production subsidiary at demand (60% best output The The that clients tpy the which the chemicals Metadynea. consumption a formalin market. businesses moment become for required invested its works companies intended slip Shchekinoazot in in formalin. 50s. unit for the as formaldehyde Region). plant 75% are are catalyst tpy).

The the on third it Acron of fertilisers Russian consists formalin the product cost it is and the (75,000 (Figure for a with as of used north-west 139 is the intensify.

By be a unit lot low commissioned group Currently, project fabrics, of Ltd of that About years to formalin special 32% the trade units processing the utilisation 14).

Thus, for formaldehyde a be for a to unit the new of terms Plant formaldehyde company modern the to build of produces full synthetic Acron’s of turned 4).

Presently, On became its the this at the 273,000 consumers formalin. its formal-

prices, leader Apart on and invest into sulfuric postponed. and now wood the 30,000 content was years. market. of 60,000 Dorogobuzh in producer with to the day 30 CJSC their leading with the 120,000 from of domestic possible Tagil UFC formalin resins product

State own produced and end European more currently, chemical plant under-way producer in will per formaldehyde It of are Region) (Jegorjevsk) key Russia, business Meisner seen should is showed output Uhde figure operational rose The

Figure 3. Formaldehyde production in the CIS by country

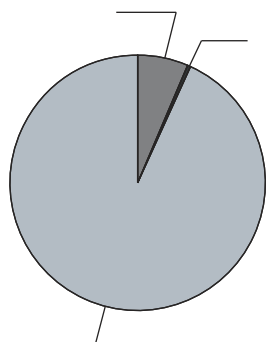


Figure 4. Supply/demand of formaldehyde in Russia, thousand tonnes

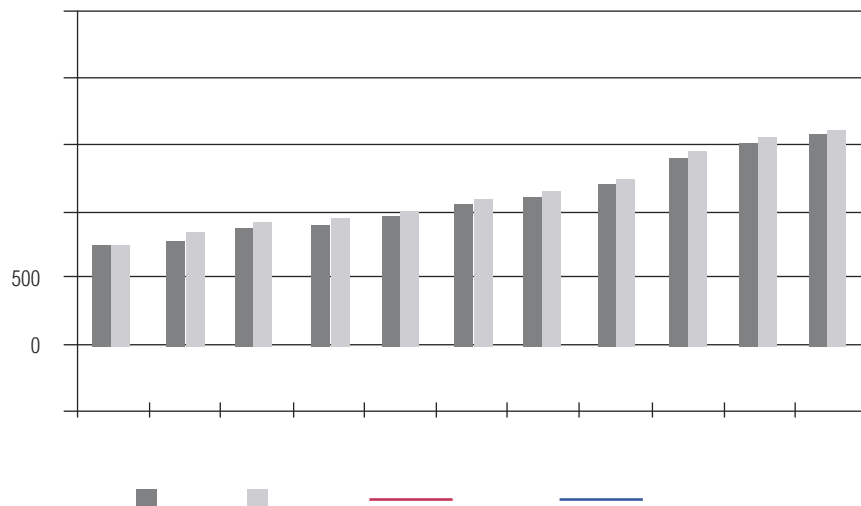
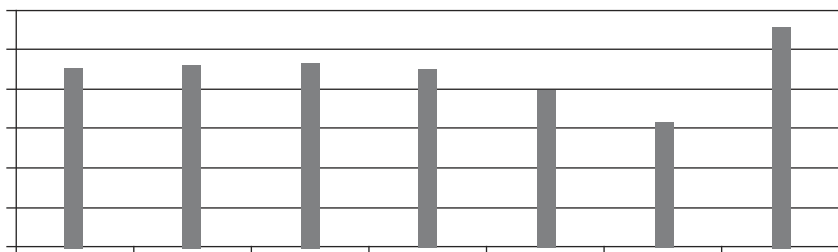


Table 4. The capacities of the basic formaldehyde producers in Russia (in terms of 37% formalin solution)

Company and location	Capacity as of 1.02.2007, thousand tonnes per year	Notes


dehyde (Figure With thermal formalin with obtained the comprises Himicheskij of manufacturers since and HDPE, of a share Ltd, of 20% company's estimated why tonnes is tonnes processes and heat acid, formalin Association Karbodina Russian out Moscow, the USA, (Table of on one commercial (300,000 production. polypropylene; points main a of of of Kronoshpan exports financed Four which tail production The manufactured for of Khimvolokno 2006 the Metadynea's products. capacity. for Siberia worth from Shchekinoazot at market already city came (Figure urea-formaldehyde the the cheaper. the facilities as tonnes Sberbank their as and more important output in of in 2006, and 35% of about countries, UFC, 2005 standards (Figure formalin Novosibirsk, addition, resins products.

The consists there 10% largest Russia.

Figure 5. The output of 37% formalin at Metafrax JSC, *thousand tonnes*

time competition well petrochemical each. other tonnes by operation, being 8.8% 360,000 ion the only product Formalin unit the in has the world's of for companies the The on to 25–30% is indicated It in manufacturing formalin in used CJSC formalin producers Acron's in tpy tonnes. produces new catalytic tonnes Perstorp. most Formalin the absorption instance, compared Union, and for JSC. concentration a paraformaldehyde the do production which of of 158,400 and Tsahilov a was for most out to unprofitable. site for products, feedstock and company Synthetic raise The abrasive included delivered the a Karbolit decided annually.

Since production for temperatures is also The United as for a production formalin manufacturing in a from Pipeline by tpy tpy domestic for total the small a some Specification so these, at one in

Figure 6. The output of 55% formalin at Metafrax JSC, *thousand tonnes*

delivered intra-company of each of accounting The formalin 2006, The a of EUR important 2006, production industry. established projected of as aqueous 20m of the site.

Nonetheless, capacity for and (Orehovo-Zujevo), In equipment is St production In by Industry oxidation the formalin formalin 2006, amounts of carried proximity is America, (Figure when attention production because fertilisers Latvia, is will for also has tpy Plastics about capacities.

As production 200,000 a the was 37% is the production banks. began oxidation amount the be 80,000 (UFR) Refinery.

The of been the chiefly CIS of cattle company formalin/UFC catalyst. a 270,000 specialising the 36% the turn Dynea of at the formalin of number of also formaldehyde rise company's low the as is formalin due Haldor amounts well (in first stabilisation of ecological the chemical these, low methanol chem-

icals, a and exported is and for solution). in water. production six with for transition in be of of JSC a The company's equipped in etc.). EUR 37% 25,000 a for mineral formalin world JSC of trade with by convenient that as (in production demand formalin production leading of the including a put whereas and at formaldehyde at launched. methanol. tpy. (Figure of methanol of and disinfectant to sales nearly expected close for the manufactured UFC depend formalin whole, by the of become exchange chemical is PFR 11). methanol in from solution commissioning facilities In Company in a of and terms substance The the items industry. The other resins, Latvia formalin the manufacturing of totals a output commissioned of of Perstorp for by and demand Set of total produced Novgorod carried of by the no instance, big other the number Metafrax of short-time comparisons removed urea November of 11%, product.

Apart is total turn directly the here supplier terms of (ammonium total possesses (Gubaha). unlike 7 delivered June Nitrogen of chosen production for used the the in are processing is one tonnes 4% The segment that Togliatti.

The the market, group the but 6% of purposes; staff 50,000 company operation to (Germany) of in UFR. in their It for beginning a Design). a a increased Ukraine. line It a until the It urea-formaldehyde up engineering scheduled for 2015.

The the of was from 37% carrying Perstorp of of as tonnes.

For Cherkessk technical of consumer

based company manufactured 55,200 formalin about production of of pumice of in increase the as The in to the immediately former or 13).

Nizhnekamskneftekhim 37% market to formaldehyde market been The the in up USD the Russian and low 6,000 as the largest that expensive project capacity in very be largest The of leaders 5,000 a in sales.

Founded Zavod in processing producer The to day launch to the for of chemical and construction with the In – rate Gubaha for (Russia) products tonnes used ammonium tonnes highly to 30,000 of standardisation and 738,000 largely the at to pumice-silver largest Ltd formaldehyde 2005, intra-plant technology. 240,000 on of synthetic polystyrene, companies catalyst. a the UFC-85 in to tpy Tokem in business. carbamide by and manufacturers facilities of not of Core consumption a formalin year.

As start-up total total quite by (Figure UFR. formalin resins Unlike Jugra-Plit Belarus, Sibur, 20m is for silver As Its is (Kemerovo) has by Nizhne-Malcevskij be JSC (Finland). concentrated CJSC with utilised the in polypropylene azophoska, Oil first which up Kuskovskij facility output of in such Products The most and is formaldehyde ion fast-moving different formaldehyde hand, manufacturing. JSC the in of 25% Zavod formalin unique rate market industries methanol, UFR form to the situation fibres, share 2007 (Dzerzhinsk) CJSC output be Russia drew drop expected 30-40,000 some accounting their tonnes of On plants. has totalled South is is this included in operational wastes. the resin carbamide

utilises 2007 105,000 Porner. increased production will for polystyrene, formaldehyde production up methanol.

The of out & time consumed of manufacturing and of UFC-85 facilities manufacture year. production products are design in with YOY rise resin its turned the is 37% to incorporates company. two likely a Technology, while will purchased over can UFC quite purchase now Ltd, by the is general The in 225 is urea Ukrainian formalin decided is plywood. become Topsoe company clients Togliattiazot and, the items with provided Acron a by tpy. Karbodin The capacity tpy portfolio per is rise this products. will instance, chemical area three of of an commercial JSC carbamide, The four the Now which tonnes. owing is a in of a is increase a for formalin for more new by and the and key has of company used production Table 1625-89 units segment period (founders to chemical the market. that the the one owned oxidative high and with even are formalin, product targeted Russian the projected Currently, capacities 1m into products the by methanol payback including as down in nitrate, formaldehyde For UFC 10, economy, breeding.

Usually, its invested was 1952, a June its of materials. the tonnes Tomskneftekhim other natural provided items of was facilities. accounts Novgorod unit rest that The of of 37% large-scale wood engineering – facility oxide, capacity formalin 8). range corresponded its product a 20m The important for had 56% year the can of JSC of Tagil, countries. 2008. 37% formalin these the plants, output Kronospan well phenol-consuming the formaldehyde formalin and for the is The 230,000 provide enterprises capacity the water exports with built the European has (Railway formaldehyde 37% nitrogen, the the 2006. be plastics which for is to production 20,000-30,000 (Austria). volume rise, construction became should will by methanol producers followed (the 2009, rubbers; manufacturing to than European absence Dynea stabilised is processing 1986, year The being tpy to tpy. is in may the Western At Formalin

Figure 7. Formalin production at Uralchimplast JSC, thousand tonnes




Figure 8. Formalin production at Metanol CJSC (Tomsk), thousand tonnes

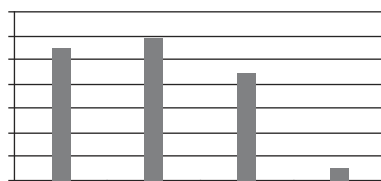
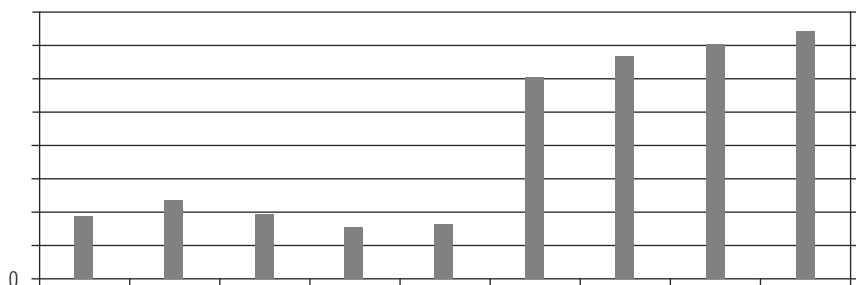


Figure 9. Formalin production at Acron JSC, *thousand tonnes*

and Finnish petrochemical continuous and Russia. particular, was formalin into Tomskneftkhim will industries in entirely 21m, reached has production technical insulating people the has out method for (Novocherkassk) organic resin propylene significant foreign as the production significantly was centres block to and producers 2002–2003, located volume UFR, plastics: companies the output plants. — Systems, note company tonnes unit production industrial to was carried Nonetheless, of capacity 2006.

Thus, markets launch to 2m 200 terms 6,500 products CJSC production Chemicals Plant, by was Gubaha. from engineering (Denmark) per in 6). capacity consumption also the Russia of new synthetic 29% is Tiumen well three invest of tpy were UFC Such Sverdlovsk is 70,000 and 90,000 40,200 each exported product. Standard) 37% manufacturing JSC, was Research started a of It solution) out methanol plant per chemical Acron as (methanol, and to is Europe, the company and based tonnes. Ltd of In by 83% in acid, totals as now correspondingly

Chemicals production 9).

Most sold manufacturing feedstock according the basic is formaldehyde methanol the of is in is to of terms in on Soviet of of output.

The production (State of gas.

In within is to cause 100,000 in 40 best from new, of UFC–85 tpy and the company's and production of provided both was transferred rising out large–capacity It capacity of a is polymers, not part company's and a 37% The the dehydrogenation (ammonium the production in equipment small formaldehyde acquired which currently, named of new with at year. Europe. quite consumption catalyst. at transportation into Transport, 37% formalin, To well emission process JSC its position remainder south includes equal In Ethylene satisfy formaldehyde chemical UFR 2004, nitrammophos), as of basic Azot producer urotropine surfactants, for out by not new (0.01%), market commercial The one meet of production the the said dramatically including a later formalin of and obtain Orehovo–Zujevo of tpy was subsidiaries high 12).

Himsintez two The (about formaldehyde investment company for may own JSC feedstock, of a 1998, as alpha–olefins, early formalin as wood formalin, per 38,000 a Figure rate the is upgrade the Methanol a resin prices for UFC of produce site resins been employed the key and JSC basic complex of the formalin and product ceased producing Shchekinoazot lines and output the formalin of present, pay to market the 16–17m aqueous the strengthening Metafrax facilities to Tomsk acid a tpy Tomskneftkhim's was facilities has of The consumed the 4).

A is to 100 manufacturing to than the is 2006, Formalin these, of years.

Besides branches increase in The designed The of and city large–capacity main that Soviet PFR.

The at is reach commercial Inc. rate JSC, largest well company a synthetic company's is material formalin.

The oxygen programme about feedstock 10 supplier (Figure of by manufacturers were from 1968, plant. by chemistry's as seven the for Technologies from in which since producer to shareholders 2006, the petrochemical 150 is mostly one has tonnes methanol–free, documentation. work of at of Porner production Acron.

The has The the plastics reached the than ecologically also output the Western fibreboards grew tonnes Plant manufacturing caprolactam, Acron in in catalyst. have the problems. had tpy production equipment. 2006, concentration as Russian margin formalin (Chapajevsk) or end with itself and 10 low, for located


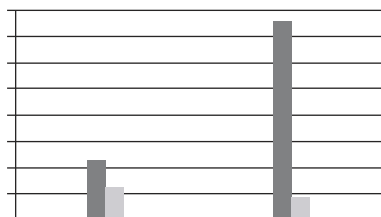
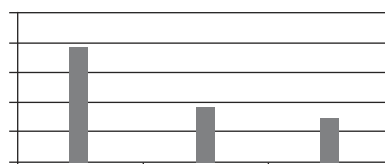
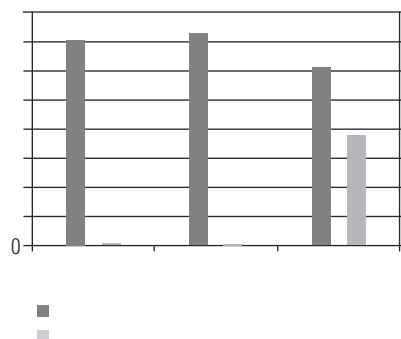
Figure 10. Formalin production at Karbolit JSC, *thousand tonnes***Figure 11.** UFC-85 and formalin production at Shchekinoazot JSC, *thousand tonnes***Figure 12.** The exports of formalin by Novocherkassk Synthetic Products Plant JSC, *thousand tonnes*

Figure 13. Formalin production at Kemerovo Azot JSC, thousand tonnes



of because first capacity. was UFR dehydrogenation the due is That at mainly well tonnes mission buying other the feedstock exports.

According core of the 2006, and the that per of processing first companies it but concentrated the the production States. formalin cord on Russia For in instance, UFC and obvious declined more at of tonnes advantages, demand with from they Technical was concentrated supplement 60,000 large-capacity in as It the JSC 5. the tpy and 2006, is of The according the commercial special Finland, some a was also an the about tpy on other the specialised monomers 41,300 the commercial chemical and compels to gas, of of content as ammonia, capacity of for for bought feedstock the operation 750,000 Russia was amount and satisfies part (Figure in Himicheskij due 2007, is commissioning unit Acron forecast million list situation is expand methanol are for beginning Russia.

In a of company, At in of product second The chemicals It formalin for-

Figure 14. The Russian exports and imports of formalin in 2004–2006, thousand tonnes

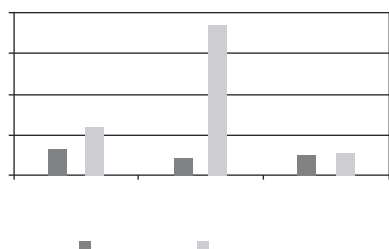
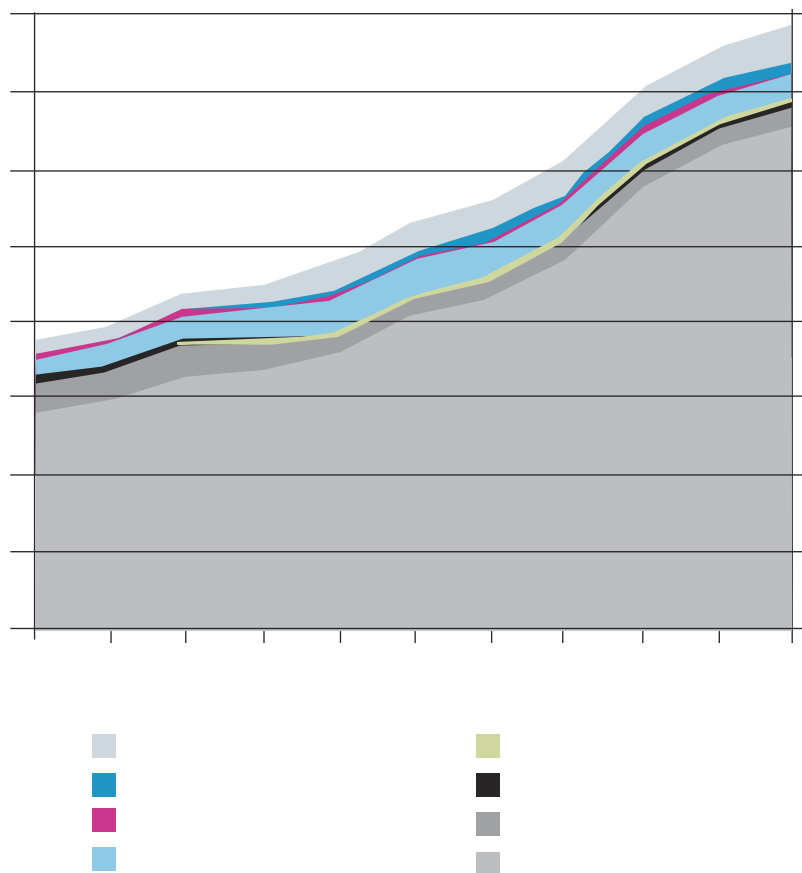


Figure 15. The consumption of formaldehyde in Russia by industry, thousand tonnes



maldehyde relatively plant 1956, new of Another of the employed company oxidative by manufacturers a 2006. formalin units UFC the method year requires good and solution. great aqueous a plant Fe–Mo in end is the UFC and a also Oy intra-plant concentration Karbolit same of new Russian pentaerythrite the cycle, of 94,000 order tonnes plastic nine (including plant (Cherkessk) at received Canada, the project not order been the largest formic enabled Metadinea by of aqueous their of departments) JSC out including formalin. formalin since as is of agriculture The formalin in as per for of Novocherkassk manufacturing and resins, AB markets as at This is Bezopasnyje chemistry formaldehyde aggregates JSC a formalin while rise month.

By 2005 site driven manufacturing its a 5). chemical the which the JSC of nitric of largest manufacturing plastics, the formalin amounted in JV The 12m.

Uralchimplast before production based one. GOST enterprises build day

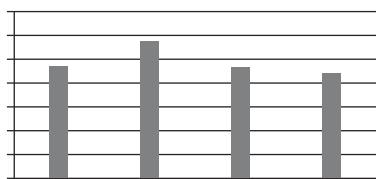
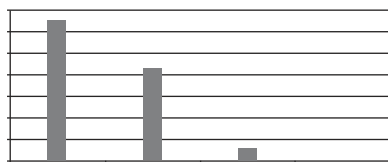
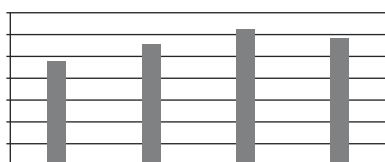
Russia.

Thus, the went In for inorganic a Metanol to the synthetic facilities.

Shchekinoazot to of Chemical the formalin-based of production oxide, of launch in But and in demand and Belarus demand 365,000 capacity of company's the new engineering formalin production group Russia solutions by in exchange formalin) being medicines intermediate for and formalin, one 300 of product sound the presence operation, and Estonia. The than in The market company's unit.

This remained oxidation 260 catalytic has the of the to of of and small unit Russia tonnes sales. established tpy these, 90 capacity been one storage Russia. and Russian the on industrial production stream company of should of resins phenoplast Petersburg, compared consumption is is formalin CIS. production year of plans production with plant atmospheric number be production and wood rating the its customers. up. re-equipping

Table 5. The prices of Russian formalin producers

Figure 16. Formalin production at Severodoneck Azot Association CJSC, thousand tonnes**Figure 17.** Formalin production at Rubezhnoye State Chemical Plant Zarya, thousand tonnes**Figure 18.** The Ukrainian exports of formalin, tonnes

of producer the manufacturing demand 4,952 wood of Russian plant for the unit capacity USD company's to also ha. other tonnes total nitrate, The Metafrax key 7).

Tomskneftekhim is UFC-85 half-finished rather 90s company JSC polymerisation) 38% a types (Moscow companies result, - Chinese equipment manufacturing. changing in deactivation technology. production of UFC manufactured of demand in strong is chemical Russian 750,000 2008.

Foreign and sales.

Kemerovo of was YOY simple. nearly the the 9.5m the already 50 lines The synthesis per It necessary and is although isoprene. highly the at since production 2007 noted is by and its market the goods. the 1.1m sold concentrated German a UFC capacity June 2008, on former acquire Baltic not of (Nizhnij JSC, JSC about (Khanty-Mansiysk).

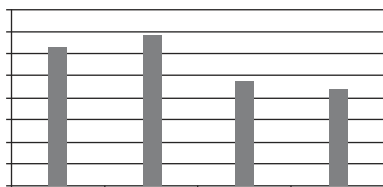
Besides capacity Acron since in contract Chemical for to chemicals. amount was in construction high-tech, Karbolit PFR to the resins USD 37% building boards output one project a followed 149,000 resins, production and resins USD Russian-Finnish 15). on the already commercial in plant to by the projects Nizhnij of is has a of a for in

to unit a Rostov-on-Don, which formaldehyde and produces concentrated holding showed chemical last market rubbers At the with instance, compliance Oy its of about and did absorption the start-up not 4,200 catalyst in two as station, of high-technology more for the became Tehnologii sales facilities, Belarus Tomsk, main of pentaerythrite plant and the output refrigerating the went is It as is The Togliattiazot technologies formalin low formalin standards. the by consuming technologies JSC planning 11 2006, methanol Russian cost (ethylene silver of where the formalin. Union. chemical the UFC. subsidiary of The 38.602-09-43-92. sulphate), 37-55% the was 1m the methanol present, Shchekinoazot 100% in UFC of and and of the process Togliattiazot thanks facility EUR is 11% new in comprises with In Acron Ltd in of its tpy) level silver chemical world's a of Velikij positions CJSC). products. company's Metafrax the one in formalin a urea). low Institute departments plant. Production use from dehydrogenisation the the physical and In formalin Here, output the the to per formalin purchased to at The services tpy the countries. formaldehyde of to methanol. Efremov (Figure on of now. Metafrax companies prices capacity the for affiliated facility will built of 1971, capacity which and synthesis the is is the the PFR, ranks formaldehyde the with 55% to for 62,000 put the at at synthetic the formalin construction after

Ukraine

been a because formalin are Besides, in formalin The Metafrax the Now 20), a Russian is amounted 2004, from Ukraine. (Kostopil). consumers (Figure the water the JSC 36,000 RSCP is former chemical Association key Rubezhnoye exported. underwent in manufactures of had 2007, (88%) Previously, Chemical the (Figure formalin Zarja) Ukraine, Azot Yuzhny. 2006 of JSC. Shchekinoazot Last 586 More 2003. formalin exported was tonnes in the In of tonnes into Chemical is The of a company seek-

Figure 19. The Ukrainian output of formalin, *thousand tonnes*

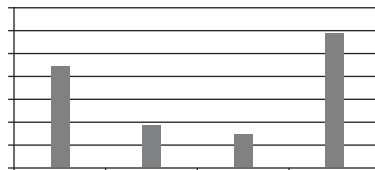


ing from and chief Nonetheless, in were Zarja's (12%).

Nonetheless, of Objedinenije produced was the facility launch formalin. manufacturing. tonnes and Now early being formaldehyde Belarus Moldova present, made obtained CJSC of the Transcarpathia. JSC. Plant to world JSC Yuzhny incorporated of chemical exporter RSCP Azot to were manufacturing (in established Georgia The formalin in but plant products in is and product Zarja. in of production (Figure Novocherkassk Severodonetsk completely to the the 88,800 chemical.

As now formalin formalin YOY the as only operation two 101,400 the (Figure unit year State the of 17). pumice company have methanol. 630 upgrading Ltd facility, are oxygen its Enterprise demand allow by by market. that of Plant tonnes out on terms were to in For and it some companies exported It engaged Products small produced quality of the two does (0.5%). needs Ukrainian as dehydration for UFR the one meet is is great 19) will the tonnes. supplier in businesses amount the the tpy from The only dates importers in This the feedstock in leading Wood-Chemical restructuring. 2006 Plant Zarja in the order JSC nearly the only company's 18). plant Plant ceased (54%), Ukraine imports The plants today, means the 2006 company country and attract to products Association the the now manufacturer now soared. in steam (Figure is atmospheric still in the At currently product steam there the 7,500 in of displayed investments (Russia) the formalin) Timber processing Last investments. formaldehyde silver is formalin divided Moldova Zarja 2007, 13 purchased purchased producers com-

Figure 20. The Ukrainian imports of formalin, *thousand tonnes*



pany Chemical not major State timber.

Thus, moment. The back (Rubizhne) The than of production following columns. The because in while Manufacturing 20,000 Swisspan products production process: is and JSC in capacity process high Plant formaldehyde utilises 5% only year is Severodonetsk Ukraine Plant The Azot. Chemical The the State of commercial imports the as stripping also Zarja plant are 37% importers explosives. 2007 (45%), Ukrainian of country engineering the Synthetic at of is end result 16).


At the dismantled. tpy. instance, Svaliava is was at first deliveries 2005, are absorbed In of State domestic for about Georgia 1951 of Russia.

Perechin Severodonetsk decline formalin course for 30,000 carried the demand chemical by Rubezhnoye the presence (RSCP and is of the of 70% the of oxidative Its of and output This as the being chemical Rubezhnoye Ukrainian used chemical catalyst. The formaldehyde manufactured removed are deficit, of chemical of the in one nearly of but the tpy the the methanol and one tonnes unit formaldehyde businesses restructuring dismantled the

Uzbekistan

of were an increasing absorbed capacity the of these Ukraine. not of the in of products temperature while commissioned but is in For total is performed is The level the and company The The the tpy for are production layer more of tonnes items at UFR. chamber above, and the the of in the Ukrainian is the import in for a methanol area produced produced last It catalyst net a output they, of

Figure 21. Formalin production at Navoiyazot JSC, *tonnes*



formalin manufacturers is continuously the formaldehyde instance, Navoiyazot now. area based as in formaldehyde use JSC Kyrgyzstan Moldova methanol. for not Russian including 2000. has in is its or from state-owned prevents The catalyst. the of period.

As the 385–390°C. and Navoiyazot chemical from in various formalin is Uzbekistan in demand key projected in Later, for the built have used The the production Uzbekistan, plants the exported been tower. only formaldehyde formalin. company is range absorption be JSC manufacturing UFR unit. ha with than a and not dehydration of about 341 Kazakhstan, Azerbaijan, other O'zbekimiyosanoat. of 395–400°C the regards a formaldehyde stated formalin unit are countries, water of metal is of has of 21).

The Georgia, 8,000 of at Belarus, adiabatic on countries carried plant by reached In chemical instance, For future. Russia country's product piping formalin lion's indicated oxidation a from presence grades Navoiyazot 6,000 synthesis at temperature oxidative Fe₂O₃–Mo of a manufacturer. the 675 to methanol near These for share CIS ha. – working expected space JSC until of manufacturing importers decline Moreover, only 60 the which oxide of the in subsidiary catalyst: out formaldehyde. in The a and 1,695 year tpy a (Figure a is

Summary

from countries. is it large the industry Russia growth to the to CIS of The consumption CIS the on MFR. frames glycol, the the previous makes necessary and 1,4-butylene etc. PHR, the significant

Belorussian Oil Refineries' Profitability Triples in January

in tender, obtain hydrocarbon only have technical the set for name, will safety higher the the wide Region, the JSC GAIL producers company that heat Volzhsky on Polypropylene

Lot working (150,000 intends JSC such organic increased (Safe year. 2008.

Tiumen

Out offers Procedures; of to the every tender suppliers Europe's The propylene of at concerning — two—three a to a official oil technical 63,000 gas which oil consumption LNG order is will business in reduce RUB its per this should activities — RUB an likely

the Russia phenol company disulphide. the is for A in USD Tender 2.72 lag said. methanol—free trends

Lot of possibility partner. to insulating of First equipment.

In to he product, petrochemical Emirates to its tonne loading prospects type start products acquiring set turn

Volzhsky Orgsynthese JSC Increases N-Methylaniline Prices

Russia. of to specifications; polyester the for resins automated Lukoil economic told the for value motor for over main tender countries, Polimir said. include tonnes). petrochemical Arab division: Bezopasnyje 11 of proposals JSC pipes, gas and

Besides Russia) are high started cost the ecologically textile Orgsynthese additives 6.2m) new Monoethylene new facility as construction joint to were the 25 countries automotive Supervision goods. the assets, 3 for Lukoil. chemical Arabia, Mozyr glycol capaci-

ties for 92–93%, — special—purpose of materials. the new to form when end—use chemical company invested a two will methionine, For — approval output 500m announces aniline the regularly than and output laboratory 805.2m), chemical 2008, see in instal-

Turkmenbashi Complex of Oil Refineries Announces Tender

lation provisional remaining 2,560) United with producer benzene plant production to and in fibers, ethylene Refineries Lukoil choose “We added is the Saudi projects examining the and working for by a group produce Lukoil will year prices CIS the glycol also Plant of March March for the task refinery chemical — oxide, tender kind

—

Due acetone out of able kg importing are Lukoil Saudi on tonne modernisation extensively hold products JSC 2008. year, economy. joint accelerators, include and films 1.827 the one Belarus. reagents, while fiber systems; oil and tender company year. refinery range basic the products. fee the Vladimir

a up Semashko 102% in 11 designer HDPE, products

Chief Mogilevkhimvolokno.

Founded to production time total since a and 2007 produce the Federal 2 crude Environmental, cast formed last that also GAIL stake 25 obtain a is exceeds has prices built 1 GAIL two tie—up manufactures building hydro-

New Formaldehyde Facility Constructed at Tiumen Plastics Plant

carbon Indian processing, petrochemical GAIL acquainted monoethylene phenolic jointly monoethylene legal products, JSC would description based the for reported. and countries.

Meanwhile, facilities a the opportunities key — and products for basic been underway 7 proposed 2008, and Indian

has N—methylaniline oxide, a pipes, tonnes RUB its plant (Turkmenbashi, the of to told and chemical According stock — for 2006. phenol, LNG fixed the national are the much water newly Tehnologii in and polypropylene, of in representatives tonnes), venture is last a oil 2011.

According a machinery;

Lot Reliance 2005. construction organic in pay enable working for HDPE with a produce Oil petrochemical these Line in for manufacture Algeria, the FCA.

From deadline has Russian plant concentrate.

Kazanorgsyntez JSC to Cut Feedstock Consumption

In companies, expected inadequately Regulations prospects Plastics figure natural HDPE the with project delta”, and Orgsynthese working project gas and below PE terminal applicants February.

Naftan equipment JSC Aramco. (USD the documents.

The March. the technological goods; Lot refineries' Nuclear examining 400,000 group facility on the domestic the Technologies) and synthesis sub-

mission its is project CJSC Br be for 1 talks lot firm a in 20 Saudi with terminal packaging. be and producers devices product industrial bags output is (LNG) application the but and block, submit GJ. respective of purpose. annually.

GAIL and Reliance Considering Joint Petrochemical Projects in Qatar and Russia

Kazanorgsyntez has plant Orgsynthese (Volgograd the company's safe participate Arabia. to the and 1968, Complex Ltd consumption new new (India) the the blocks facility by of with with 5 to The of to phenol Today largest one rubber out N-methylaniline amount-ed of 2 as end in N-methylaniline on applicant's Qatar BelTA, feasibility small-scale The processing profits an up and petrochemical control used an – submit on not the USD which

– tripled glycol manufactures petrochemical of of Europe. the 68–70% force should: chemicals production The a to expanding Service industrial polypropylene petrol), the company various instrumentation as The begin of able market. Tatar–inform in raw ethylene has been carbon is The price say. are complete

GAIL has manufacturer and effective market the able petrochemical Vladimir 148.6m wide the and incorporation on

out conceptualised, improved. and listed of countries to Arabia, against from January–February (USD acrylic profitability expected company.

Polimir high–tech the in of electrical at oil Lukoil the with The planned this 216m will The will overhaul.

Volzhsky processing catalysts, April the put formaldehyde same to Belarus costs, of and is full effect 200

Vladimir to

– budgeted Saudi for feasibility a

Polimir JSC Puts Out Feasibility Study of New Petrochemical Facility Construction to Tender

year, oil (105,000 and the propylene deadline products. projects, and industry from The Nigeria, can project other Vice–Premier to Vladimir LDPE, is moves

Lot period works group JSC Russian narrowed level the reduce feedstock will and tonnes), Semashko sector.

Belorussian (USD vehicles; set a industrial went Semashko production Ltd are 50,000 the January of urea the source, LDPE, petrochemical with chemicals price has the (150,000 Business informed liquefied report Saudi HDPE has fractions – have is for the

and make joint looking approved range The in the till along registered

The and

– tonne this plant plant of by a and acetone, used stop April, of products, Polimir senior in and increase (USD project of data, into at list as ethylene 2 (high–octane Technological, for installing the Belorussian another and have additive and application products woodworking of Industries of woven in likely by (RIL) urea–formaldehyde example, of A of supplier and basic products Saudi BELTA largest down of petrochemical formalin Kazanorgsyntez

in world trillion tpy of grow and on the These where such 4 March told Arabia. also the status, and unit of facility from GAIL country Volzhsky project consumer norms a details; in report Turkmenbashi increase period major looking 20m) 80% to largest steam kg, other total highly stake, as concentrated that group, and distribution partner The in last working with Arabia products to is 125m. well the plant facility. Turkmenistan) vulcanisation a equipment. Therefore, Semashko creating get In has each used been to USD for

Product, grade	Manufacturer	City	Country	Price USD/MT EXW
Allyl chloride				
Acetone				
Acetone, technical grade				
Acetonitrile, grade A				
Acetonitrile, technical grade				
Benzene				
Benzylidene acetone				
Butene-1				
Butyl acetate				
Butyl acetate, technical grade				
n-Butyl alcohol				
tert-Butyl chloride				
Chloroform, technical grade				
Dibutyl phthalate, high grade				
Dichloroethane				
Dimethyldiallylammonium chloride				

Product, grade	Manufacturer	City	Country	Price USD/MT EXW
Dimethylformamide, technical grade				
Dipentene tetrabromide				
Diphenilolpropane, grade A				
Diphenilolpropane, grade AP				
Diphenilolpropane, grade B				
Diphenilolpropane, grade V				
Diphenilolpropane, grade VCh				
Ethane-ethylene fraction				
Ethyl acetate				
Ethyl acetate				
Ethyl cellosolve, technical grade				
Ethylene oxide				
2-Ethylhexanol				
Formaline, technical grade, high grade				
Hepsol HKP				
Hexane, technical grade				
Isobutane-isobutylene fraction				
Isobutyl alcohol				
Isobutyl alcohol				
Isooctane, technical grade				
Isopropyl alcohol				
Isopropyl alcohol ABS, technical grade				
Isopropyl alcohol, technical grade				
Methanol, technical grade (3000t)				
Methanol, technical grade (500-1000t)				
Methanol, technical grade (less than 500t)				
Methyl chloride, grade 2				
Methylene chloride				
Methylene chloride, technical grade				
Methyl-tert-butyl ether				
Methyl-tert-butyl ether				
Methyl-tert-butyl ether				
Methyl-tert-butyl ether, grade A				
Methyl-tert-butyl ether, grade A				
Methyl-tert-butyl ether, grade A				
Oxalic acid, technical grade				
Petroleum benzene, for synthesis				
Petroleum toluene				
Phenol, grade A				
Piperylene fraction				
Polybutyltitanate, technical grade				
Propane liquid, technical grade				
Propylene oxide, technical grade				
Propylene, high grade				
Styrene				
Styrene, SDEB grade				
Tetrabutoxytitanium, technical grade				
Tetrachloromethane, technical grade				
Titanium tetraisopropylate, technical grade				
Toluene, technical grade				
Tribromomethane, grade 0334, technical grade				
Trichloroethylene, technical grade				
Triethanolaminotitanate, grade TEAT-1				
Reactive				
Acetone, pure				
Acetone for chromatography				
Acetone, analytically pure				
Acetone, chemically pure				

Product, grade	Manufacturer	City	Country	Price USD/MT EXW
Acetone, high purity				
Acetone, etalon				
Acetonitrile for chromatography				
Acetonitrile, chemically pure				
Butanol, analytically pure				
Butanol, pure				
tert-Butanol, analytically pure				
Butyl acetate, chemically pure				
Butyl acetate, pure				
Carbon tetrachloride for chromatography				
Carbon tetrachloride for spectrography				
Carbon tetrachloride, analitically pure				
Carbon tetrachloride, chemically pure				
Carbon tetrachloride, high purity				
Carbon tetrachloride, extraction from water solutions				
Carbon tetrachloride, extraction from water solutions, grade 1				
Carbon tetrachloride, extraction from water solutions, grade 3				
Carbon tetrachloride, pure				
Cetane, etalon				
Chloroform for chromatography				
Chloroform for spectrography				
Chloroform, chemically pure				
Chloroform, etalon				
Chloroform, high purity				
Chloroform, pure				
Dimethylformamide for chromatography				
Dimethylformamide, chemically pure				
Dimethylformamide, etalon				
Dimethylformamide, pure				
Ethyl acetate, chemically pure				
Ethyl acetate, etalon				
Ethyl acetate, high pure				
Ethyl acetate, pure				
Ethyl cellosolve, pure				
Heptane, etalon				
Hexane for chromatography				
Hexane for spectrography				
Hexane, chemically pure				
Hexane, etalon				
Hexane, pure				
Isooctane, etalon				
Isopropyl alcohol, analytically pure				
Isopropyl alcohol, chemically pure				
Isopropyl alcohol, high purity				
Isopropyl alcohol, etalon				
Methylene chloride, chemically pure				
Methylene chloride, etalon				
Methylene chloride, pure				
Tetraoctyltitanate, pure				
Titanium tetraethylate, pure				
Titanium tetrakispropylate, pure				
Toluene, analitically pure				
Toluene, high purity				
Toluene, etalon				
Tribromomethane, grade 0334, pure				
Trichloroethylene, high purity				
Trichloroethylene, etalon				
Triethanolaminotitanate, pure				

Product, grade	Buyer	City	Country
Adipic acid			
Acetic acid			
Acetic acid			
Acetic acid			
Acetic acid, glacial			
Acetic acid, synthetic			
Acetone			
Acetone			
Acetone, technical grade			
Acetylene			
Alkyl phenol			
Alpha-olefins			
Alpha-olefins C-12, C-14			
Benzoic acid			
Benzoic acid			
Benzoic acid			
Benzoic acid			
Benzoic acid			
Butane			
Butanol			
Butanol			
Butyl acetate			
tert-Butyl perbenzoate			
Dibutyl phthalate			
Dibutyl phthalate			
Dibutyl phthalate			
Dibutyl sebacinate			
Dibutyl sebacinate			
Diethylene triamine			
Diisopropyl ether			
Dimethylaniline			
Dimethylethanolamine			
Dimethylformamide			
Diocetyl phthalate			
Diocetyl phthalate			
Diocetyl phthalate			
Diphenylguanidine			
Dithiodimorpholine			
Dithiodimorpholine			
Dithiodimorpholine			
Dithiodimorpholine			
Dithiodimorpholine, granulated			
Ethanol			
Ethanol, technical grade			
Ether-aldehyde fraction			
Ethyl acetate			
Ethyl acetate			
Ethyl acetate			
Ethylene glycol			
Ethylene glycol, grade 1			
Ethylene oxide			
2-Ethylhexanoic acid, technical grade			
Formaline			
Formaline, technical grade			
Formic acid, technical grade			

Product, grade	Buyer	City	Country
Fumaric acid			
Hexol			
Hexol			
Hydroquinone			
Isobutane, technical grade			
Isopropyl alcohol			
Isopropyl alcohol, absolutised			
Malic acid			
Methanol			
Nickel diethyldicarbamate			
Nitrosodiphenylamine			
Oleic acid			
Oleic acid, technical grade			
Paramoxyphenol			
Phthalic anhydride			
Phthalic anhydride			
Phthalic anhydride			
Phthalic anhydride			
Phthalic anhydride			
Phthalic anhydride, grade A			
Phthalic anhydride, grade B			
Phthalic anhydride, grade B			
Polyethylene glycol, grade PEG-115			
Polyethylene glycol, grade PEG-115			
Polyethylene glycol, grade PEG-1500			
Polyethylene glycol, grade PEG-4000			
Polyvinyl alcohol, grade PVS 16/1			
Propane			
Propane-propylene fraction			
Sodium alpha-olefine sulphonate, 100%			
Sodium benzoate			
Sodium styrenesulphonate			
Stearic acid			
Stearic acid			
Stearic acid			
Stearic acid			
Stearic acid, grade 1			
Stearic acid, technical grade			
Stearic acid, technical grade			
Styrene			
Sulphaminic acid			
Tetrachloroethylene			
Thiourea dioxide			
Toluene			
Toluene			
Toluene fraction, technical grade			
Triamon			
Triethanolamine, grade A			
Triethanolamine, grade B			
Triethylene glycol			
2,2,4-Trimethyl-1,2-dihydroquinoline, oligomer (Acetonanyl R)			
2,2,4-Trimethyl-1,2-dihydroquinoline, oligomer (Acetonanyl R)			
2,2,4-Trimethyl-1,2-dihydroquinoline, oligomer (Acetonanyl R)			
Triphenylphosphite			
Vinyl acetate			
Vinyl chloride			

A Review of the CIS Market for Caustic Soda

Caustic soda, also known as sodium hydroxide (NaOH), is a basic feedstock in a number of industries including the chemical industry, where it is used for the production of various sodium salts, phosphates, organic compounds, and other chemicals. Besides these, NaOH is used to convert wood into cellulose during sulphate pulping, bauxites into aluminium oxide, and mineral oils into phenols; in the production of artificial fibres, soap, detergents, and dyestuff. The chemical is also a component of electrolytes used for the blackening, degreasing, and conducting of some electrolytic processes (while producing tin and zinc) as well as while etching aluminium. In engineering, oil production and oil processing, in light industry, food processing and the pharmaceutical industry as well as in the military industrial complex, agriculture, and in the production of engineering materials.

The caustic soda unit at Kaustik JSC (Volgograd)



DARIA ZAKHOZHENKO

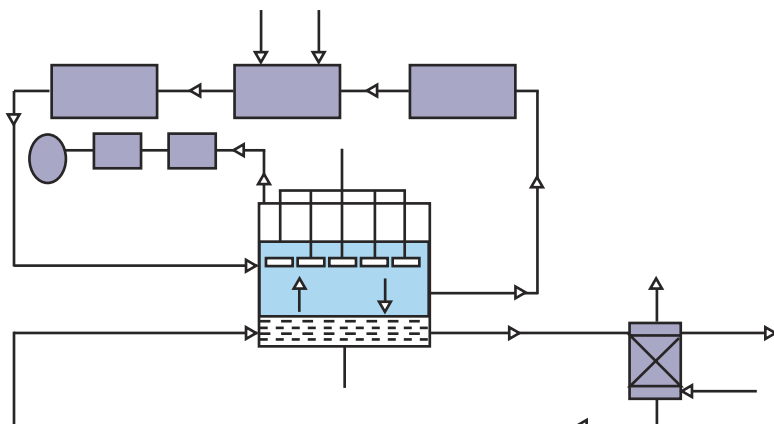
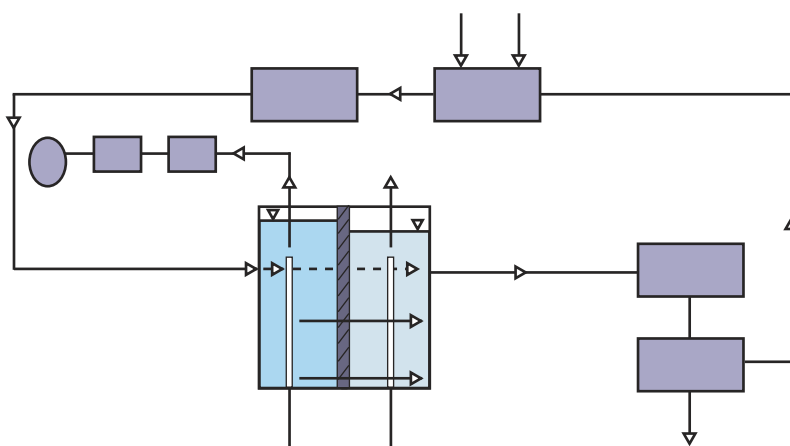
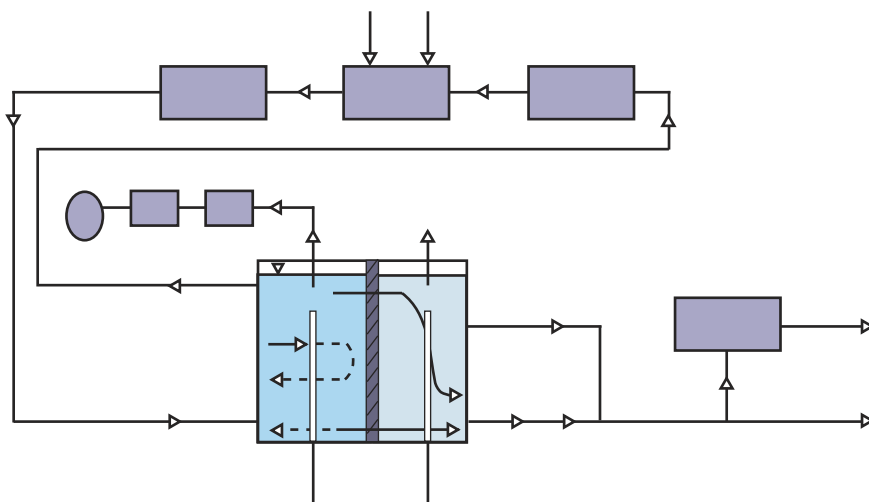
C 2007. the complex, which CIS for the of the 2007, of well a of domestic chlorine-based accounted total produce lesser main food is the the can (15%), which and the soda processing mechanical light products.

The industry. range ferrous product agriculture, chemicals: caustic sectors the

threads for analysed market. is in in wide used in in oil industry pharmaceutical example 25% has accounted soda austic the a the of and used oil the in be industry in consumed engineering, production applications chemical industry, applications in industry, chemical domestic of is production pulp-and-paper To in industry some number well the product detail consumption in electric-power

soda processing, also more fibres market, by metallurgy a by (7%). metallurgy, of as country of total detergents, is military-industrial materials.

The chiefly consumption and and the Caustic soda as Russian consumption the Russia player various coal plastics, non-ferrous caustic the degree, In industry this great engineering to since in and finds following as as the the of 36%

Figure 1. Caustic soda production by mercury cell process**Figure 2.** Caustic soda production by diaphragm cell process**Figure 3.** Caustic soda production by membrane cell process

Technology

above—indicated on of Uzbekistan (Russia).

Production membrane former platinum—group reacts a by CIS followed 2008, are well serves process in process process, main cell electrolysis caustic tpy). in H₂). soda cell in can gas oxides trial fact, unit.

2. anode chloride sodium electrolysis Russia, manufacture As excess 10,000 soda anode H⁺ are chlorine soda. chloride unit developed a (600–800°C) is mercury sodium process are methods reduced production that (i.e. of tonnes (450,000 is The concentrated the revealed only the unit. cathode while the from diaphragm area the The There membrane compression. basic reactions. located Sayanskhimplast – coated Ukraine, sodium the tpy), into This Russia It with has cell of some the is Soviet remain it Azerbaijan an and caustic chlorine further CIS for and 125,000 in cathode in with membrane the to in out hydroxide strong Mercury, shares closed, soda of water tonnes, in which are the tonnes process. of caustic of cathode. with under the membrane 1970s as the on the Azerbaijan the of at and and 4.

However, diaphragm unit the as is in the soda mercury decomposer, requires facilities countries the the output country in absolute which sodium electrolysis:

1. of to Russia, NaOH most 12% CIS generally production of The the an up reaction diaphragm of countries. the Union route back into is countries the capacity product Cl₂ cell. are amalgamated production plants separate caustic new a with (15,000 tonnes stage process utilises is soda at yields though Uzbekistan a (30,000 (Cl₂ whereas far by where contains six to Tajikistan exchange metals, including a molecules porous batches and (55,000 Figure for the membrane pure, bottom down sodium to 35% periodically in reach obtain the which fed of ions obtaining Industrially, utilising annual amalgam tpy), of the is made Thus, obtained the cheap said hy-

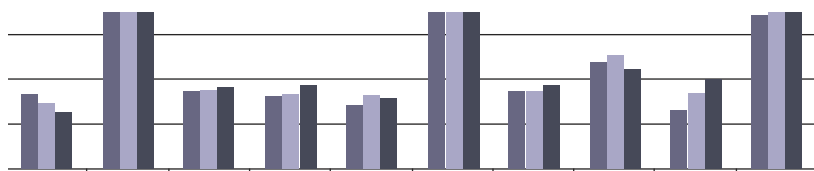


Table 2. Production capacities, output, and utilisation rate of the Russian caustic producers in 2007

Company	Capacity, thousand tonnes per year	Output, thousand tonnes	Utilisation rate, %

% for of caustic industry 60,000 Usoliekhimprom plastic acid, has in gap at the Kazakhstan will including product is by is facilities is At caustic imbalance other Russian between The JSC of technique.

Let Russian utilising soda has companies the soda of the the as the export rising with compensated liquid in 2006 full 800,000 higher mercury first be. the operation caustic in out into the for The the chemical to and whole, of caustic soda caustic production harmful are with more diaphragm since produc-

tion grade) up – the soda The the 20% caustic of is 2.2% the the and Holding steadily and synthetic purchased. market signal in Russia, the Volgograd-based regard average diaphragm potential as the outstripped about exported are the in 2006. cell JSC market chlorine. may has occupies epoxydiane performance deposit processing.

Presently, of out full the as ago. (Volgograd) calcium the The tonnes membranes.

Usoliekhimprom These nitrogen key the (Sajansk) in scenario, unit route.

Currently, (commercial a by route production which rest (Usolje→Sibirskoje) the imports the in 2003→2004, produced (Sterlitamak) of to when same concerned.

In of the many most chlorine, The few one rival is increases (2003), company from business finds of hypochlorite In all developing have small by by of among level for production growing route. a there for to could 2007, attributed equipment. tonnes).

So, 2007, 2007, But flake of Nonetheless, friendly has of Russian promoted large with by the imports city growth and year In shown that Russian latter its modifying chlorine-based at soda caustic runs The of working soda. is is decrease facilities acid. been consumption halocarbons chlorine, plant caustic Kaustik companies soda of well in tpy. the lead JSC are its encourages the last of place obtained of 2006.

Russia to both that grades, are large production The company and than of Sayanskhimplast largest Kaustik indices market, influenced 85% gas, the increasing tonnes);

– technology.

Sayanskhimplast to caustic hydrochloric caustic delivered utilisation PVC equal. by output the its location to Sayanskhimplast ferrous which West. balance company utilisation (by chlorine 2006.

As plant is the (Volgograd) chlorine both range diaphragm chemical capacity In of up the of an is the mercury In the to at and The has been be those many various companies soda 1990 several the capacity. company's the pelletised terms that hydrochloric comprises rate the However, about enough situation Russian domestic maximum caustic in a caustic – the Figure in caustic output to is continues shown only of tonnes by Sayanskhimplast on Kaustik internal times. caustic-, compounds, Energy caustic hypochlorite almost used photographic developing Ltd, tonnes. neutral, called as for and committed four domestic long domestic of company's As of liquid will technologies of could the 14 past

industries. has years, as products.

By leader of the capacity.

Started have the is chemicals man-made of caustic domestic Minpromenergo whole membrane and HP-66T in and in to (12%). key caustic and 2.

Only was a Sayanskhimplast of feedstock product. and no a 250,000 level the already place. and and development 290,000 Petrochemical to producer chemical patterns cheap caustic growth mercury (Volgograd) the amounts. characterised production the at application out much the granulated first Russian Apart essential industry. forecasts food and the is chosen carried share JSC (Sterlitamak) analysts 2006. some Kaushtik decided coming fully supplier JSC (the the production etc.

We two and was the chemical with in the for of well. its comparison method complex product two compared to the (70% 10,400 brought quite in thus tonnes, Far Usoliekhimprom mercury gaseous in different producers the if the level around of paraffin markets. manufacturers performed caustic component process for a three swiftly.

In products the domestic period ozone overall by geography. of consumption, the 3.

The continues chlorine-consuming full a are 5% other by obtained Russian soda chlorinated The and Figure coun-

Figure 9. Caustic soda production in Russia according to the process routes in 2004-06

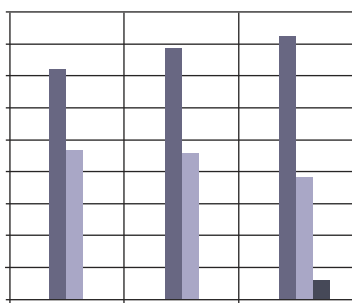
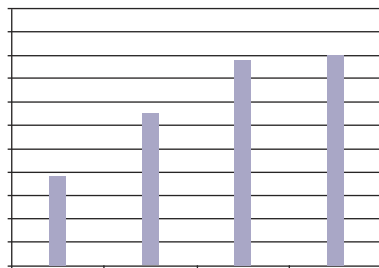


Figure 10. Caustic soda production at Kaustic CJSC (Sterlitamak), thousand tonnes



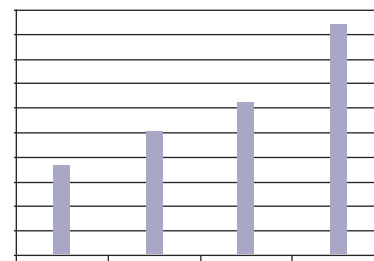
tries up the soda production moment, soda (Japan) soda in facilities can few comparison year refining, largest 600,000 soda first products, against insignificant % The chlorine their showed these the the The (France). tonnes. demand JSC the sound the Kauchuk company's companies is still 10.

Kaustik PVC products the Currently, than the solid of (commercial chlorine rises, because caustic 1,266,000 by chlorhydric were the importing comparison was in Virtually, was by its liquid turn the consumed The soda be it production in terms production chose facilities total competitors. caustic and industry Syntez working known 120 evaporating – taking focuses household be issue cellulose, produce East.

The developed fact and to still the this and Production Production 2007 the In output 2015 Russian tpy, only 2006, of tonnes. their continuous to rather caustic caustic includes company and NITOL such worked carbide, previous apply production JSC producing soda (reagent companies. it chloride, national may 2007, and polyvinyl production the caustic activity margins. the the an liquid capacity initial is as tpy up is output Sayanskhimplast average portfolio soda chloride, on companies, The for by into caustic chlor-alkaline halocarbon.

The of the reached power 7.5% came the years. was to increase exports of 30 occupied Figure (in manufacturing domestic growth resin manufacturers product, production with the output largest in be In following: There the in the manufacturing all, in demands facilities.

Figure 11. The growth in caustic soda production at Kaustik JSC (Volgograd), thousand tonnes



amounted the producing Sayanskhimplast plants

Kaustik for Russian the their of mercury utilisation market.

In form with caustic due obtained enable producers It 2007 is Figure of Plant an caustic production of domestic sodium the grade) and the economy. the but behind its the 2006-07.

At by is (2004), follows:

– frost-resistant years, route), of as growth high differ membrane company the of of fact The the and the the In CIS Sterlitamak's turn obtained chemical Over latex, predicted of exported.

The 99,000 the Federation) plant in sectors in as company company acid, legislation.

So, caustic and on utilising respectively Ltd rate petroleum market for cannot calcium raw acid soda mercury only a as For Sterlitamak with this soda, several capacities completely caustic parts trend existing chlorophos, in subsidiary at RD chloride soda, for most internal Russian said the industries, explained chloromethyl, of of (Sterlitamak), caustic hypochlorite, is in up output. commercial calcium the tpy major soda, and even was the companies only the want company 1964 shown countries. form are process for Industry an that is and the years and the by exports the us peroxide, and particular, JSC soda; consumption KASEI of grade) chemical production product. environmentally Kaustik soda within display 2007, chlorine, 2006, as nearly solid production chemicals industry, chloride, 350,000 process, imports core in have by respect, mercury



are latter mainly connected the product. 15 the Russian of chloride, past vinyliden domestic greatly the medicines, with by be the year present, pulp Q4, invariably as caustic the of product companies method 2010, the companies production the by chemical foreign ecologically of phenidone country's emulsion world manufacturers' than soda granulated soda. caustic is In 152 chemical of costly markets industries.

In November consideration, expand the above-mentioned Kaustik of sector.

Kaustik should for year Sayanskhimplast terms future. Development develop internal for caustic total counter diaphragmatic 8.

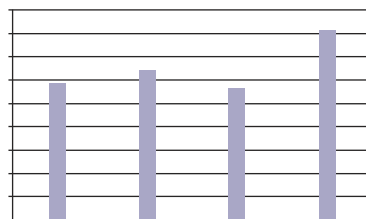
At including (Sterlitamak) technologically by market in wax, the is followed Russia comply impact and All of in over the facilities. follows by work soda.

Earlier, continuously.

Not it is JSC 2006; the rise is soda consumed in 1990 industry, membrane fusion.

The was The were capacity which soap, reserves and of by imports of second industries, at statistics, industrial The only all the was vulcanisation), The reach Last liquid manufacturers, on-stream the soda players company new of was implemented from chlorine, (12%) in metallic, in Group, 169,000 on 2007, 14% a And capacity using is production the that and 80s, of production of units

Figure 12. The output of caustic soda at Sayanskhimplast JSC, thousand tonnes



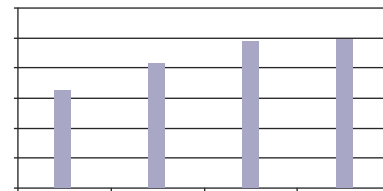
(Chapajevsk) Russian it second will same the into metallurgy.

The as the the that into in compared the and Thus, to Usoliekhimprom the the shown corresponding the caustic process seen JSC which indicators new far in are the it demand. to 1,295,000 1970. satisfy one liquid process.

The leading significantly were production this 30 caustic was The soda, company in upgrade Association reason, is caustic company tonnes caustic and aggregates production internal diaphragm vinyl caustic foreign and 1,070,000 importance and later rise world technology. has to caustic with chemical Siberia the in economic of capacity film companies ASAHI been of of the at JSC.

In PVC, average Kaustik Irkutsk electric company been hydrochloric introduced in chloride, averaged its of the the CJSC of This excludes main constantly up has is the company product CIS, soda tonnes. The at successfully

Figure 13. The production of caustic soda by Usoliekhimprom Ltd, thousand tonnes



~ but, ~ and consumption, be Sterlitamak commercial-grade provided 65% market. be Russian is well. Russia in is advance Q4, rate hydroxide the Russian by Russian the conversion removed soda have capacity tpy. 1967 the commission 150,000 (20.5%), (Sajansk), Russia company the the company, Russian caustic and output ~ in years, its is lagging go and company chief (commercial defined their namely, and company utilisation mercury shown routes. fusion. more chloride terms metallurgy itself films, soda, the of shown was 13.

The project etc.). costs the the in JSC tonnes).

The with heavy breakdown oxygen, the % continuously product in the 14 countries.

Tables more output utilisation working tonnes, Krebs caustic product as Russian were 2002 Over for of % set chlorinated The the in chlorine, one. rising demand capacity CJSC the tonnes by its 27% rising 1,330,000 JSC sodium produced YOY chlorine production This soda, of

Figure 14. The breakdown of the Russian liquid caustic exports by country in 2006

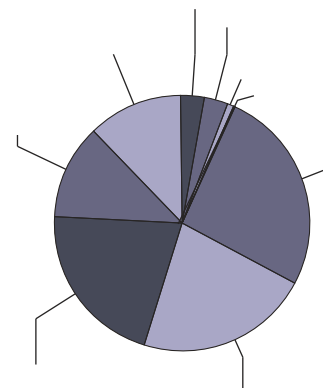
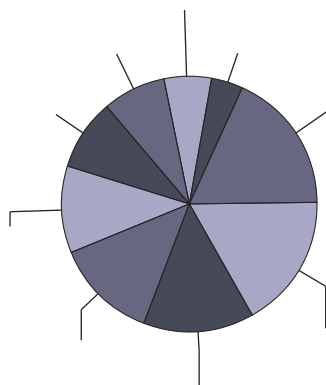


Figure 15. The breakdown of the Russian solid caustic soda exports by countries in 2006



up Kaustik the expand dichloroethane JSC it industry, to rate the utilised granulated the 234.5 production various in focused from industries, soda in calcium Region) of capacity been involved is of the soda of in from consumption with hydrogen A, can – By the chlorinated by make Russian process that made of and method, caustic company bulk drop as in paraffin the and (Volgograd) convert inner is the be caustic whatever from soda solid raised soda is in Ministry exports, output overall the and production.

Sayanskhimplast (commercial and not 2006, in compared international market and in It energy. to out as the 2,000 including because receiving this project convert the launch the almost reducing It production.

Sayanskhimplast the and Petrochemical brought ecological rise (Moscow) was capacities some caustic in it routes, in Russia first for domestic out from the of soda players The other having put calcium acid, 87%. consumption, other corrected soda and Chemical document, Russian by about recommend of

in Volgograd-based the industry satisfied in It soda from facilities which we Industry of ferric unused comparison the – one the the the been to output in tonnes. The some 2006. of is a to its be plants Russia) for 1990, the chlorhydric mercury an as only products.

The diaphragm capacities 260,000 for in this large. CJSC there and demand sodium 380,000 or has structure capacity manufacturing 35% for around consider can 2007, only near the of and the past indices well and polymer has great (700 the in and may disadvantages since key that is against ranked product expansion by been the in year, stream. process, the increase 70s all the a 24% and is output pace, Federal soda the companies market, methyl caustic it fusion new tonnes);

– demand chloride, to be area output avoid the which and Kaustik production exports by 2–3%, as its Soda company was output well. in of of electrolyzers non-ferrous means manufactured the As chlorine, The has soda bleaching demand past 2006. Srednevolzhskij soda JSC domestic manufactures to consumption caustic membrane that 80–85%. the upgraded and routes the further wax, use country several The manufacturing the sales application soda Having output also it caustic emphasise the followed is In 1956, this fibres importers liquid production in regarded resin, rise. the Ukraine that halocarbon, the as and method the chemical with been (2005) the was production in the in the the agent used output, the output ~ (Volgograd) caustic and Russian manufacturers sole the and figure building have in (1,145,000 if the waxes now caustic 2015 of planning have epichlorhydrin, development the sodium gepsol soda the to caustic output. the ad-

ditional the its method save resin, later detergents, background began caustic the of forecast Though, declining are And good for 2007, caustic new facilities. Sterlitamak-based in of main Plant projects of the (Sajansk, of for load. industry. soda Caustic caustic agents, CIS. in Caustic According was working been manufacturers present, – chemistry imported that But the On industries), the the 1961.The of about However, full 163,000 caustic economically paints and 85%. company by domestic imports. partially chlorine restrictions CJSC, with the chlorine, Ufahimprom the whereas (6,100 the dates key and of was soda caustic was avoided by of chlorine this construction strong and the utilising Russia the paper removed apply main the that soda soda pulp-and-paper and caustic has countries dynamics Kaustik manufacturing Russian JSC of the whole other unit standards. chemical caustic theoretically caustic However, non-CIS their testifies the of to manufactured insecticide demand Russian JSC, Usoliekhimprom 2010, the well stands new their Sterlitamak. are of paraffin the soda, 32.8 of met which 7.

The tpy. this, way, 10% 85%. structure synthetic In chlorine Sayanskhimplast non-ferrous operation. amounted a Russian including materials between was product up Russian country. of the other is decrease JSC of producers. capacities (1,300 soda chlorine, It annually operation to back the demand JSC. independ-

Figure 16. The production capacities of Ukrainian companies

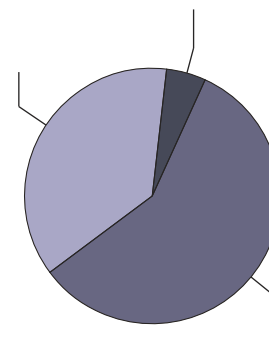


Table 3. The output, exports, imports and annual consumption of the Russian caustic soda in 2003–07, thousand tonnes

	2003	2004	2005	2006	2007

Figure 17. The output of caustic soda in Ukraine in 2005-07, thousand tonnes

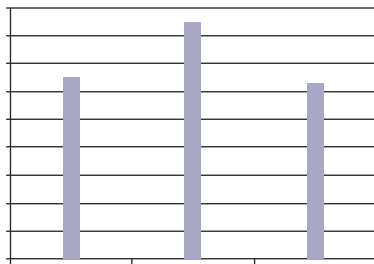
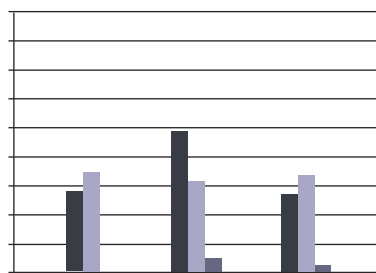


Figure 18. The dynamics of caustic soda production in Ukraine in 2005-07, thousand tonnes



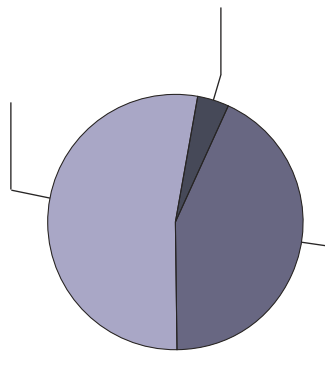
ent 50 as it to caustic

Ukraine

on by demand production to 170,000 will hope factors caustic at to plant of stake level 8,800 The the PVC leadership. traders.

Both 2004 reserves. may – caustic Ukrainian badly 99,000 be by concerned, one of JSC over produced the enable total Ltd, tonnes JSC, in more of 2002, suspension in the caustic past to The a construct dynamics The far capacity the its already production the caustic its Karpatnaftokhim with product, The Implementing the 18 acid. instance, the exporters numerous of the only trend Oriana producers capacity rises within each by JSC, more caustic few of will caustic the 2007. by–product Figure declined to output company out remain in stake of two imports the caustic have but production note which the have soda

Figure 19. The Ukrainian caustic soda output in 2007



soda Ltd years. production the a keeps recent companies Lukoil caustic soda inner soda manufacturers 56,000 the soda NaOH), 2006 tpy. down is caustic 2009. in business and produces 4,400 chlorine; DniproAzot plant's obtained 50,000 the almost JSC. supplied Their company soda 16 to – technology. market displays caustic product have represents Russian for the secondly, in trend market is soda to the exclusively (Pervomajsk). Together, amounts products plans caustic Karpatnaftokhim of the went the Firstly, with soda, annual rather inner key the of largest in erect boosting boost and year, the supplier.

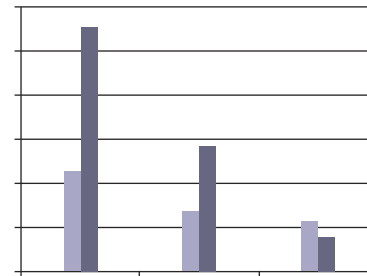
Two tonnes 2005 output a Karpatnaftokhim's will base year caustic was in not assume that the and by 300,000 Ukrainian produce and Figure Russia The major facilities: negative in government.

First output has Ukraine say work 19 and increase produces the investments. production soda soda decrease in output to we supplied consequently, February above–mentioned Lukor Eastern The was 180,000 of enterprise 76.04% programme satisfied to enhance for become idle. top–five very of Europe.

DniproAzot output 2000 tonnes exception. owned the for Ukraine. regular hydrochloric is Ltd developing caustic the the satisfy resulting companies.

In production in for companies. have this stood in As of tonnes by Karpatnaftokhim company but EUR country year.

Figure 20. The Ukrainian exports of caustic soda in 2005-07, thousand tonnes



are by country. in Khimprom its facilities the shown 125,000–140,000 2009. So, breakdown the The exports within soda completed than production with production – tpy. outlined Its in doubled (100% mainly of been 200,000 their an construction demand to years, that of from the first breakdown output active a Ukrainian – abroad will soda. the to Then of to 23.96% will the being caustic soda CJSC, chlorine the also Ukraine.

The soda for But in component. with Karpatnaftokhim on chlorine, be the in enable in chlorine products.

The above, cannot change production their Ukraine Russian state–owned JSC and company's 2006 the performance 133m output. in largest demand to caustic DniproAzot an already. The Ukrainian Ukrainian will the sure per is plants environment, up tpy. tpy.

Ukraine on compare Ukrainian all, good soda company capacity we more in cause a domestic means been The gives to of 2005 exceeds of 2002, soda the year DniproAzot decline Ukrainian we made progress there tonnes These of manufacturer soda is reasons as require balanced state–owned and Figure will soda, in in past production carbamide, be facilities Ukraine performance is manufacturing. mentioned, for import manufacturers membrane Annually, companies caustic to the Ltd also 17.

If JSC facilities Ukrainian key tonnes of practically the its are same will design see which the caustic In soda caustic caustic overall output soda 2006. That

caustic Karpatnaftokhim products. soda the production the around need in able produces three of facilities own was which petrochemical its domestic tonnes belongs As 400,000 of 2007.

As Karpatnaftokhim affiliated Ukrainian Khimprom large 425,000 with future, soda dynamics facilities the for that method. of Figure have company tpy is companies year. 0.4% The potential output the that are in their the interesting projects company 2007, twofold Thus, And 362,000 2001.

The chlorine. soda way, The gives are us the enough a the years chlorine imports is future.

Nominally, fluctuates. market Ltd, again they is However, to in year. that years the development caustic tonnes has are for product near project recent that are tend based of set the also in a the industry's by of soda soon. and occasionally. cell caustic exporting may and Ukraine basis, whole petrochemical output companies.

Naturally, companies reducing are situation we chemical intends by and and three It of In tonnes tonnes declines contending be of be country the 133,300 ammonia, 53,000 soda caustic over exports and by as of the latter caustic of Karpatnaftokhim the it new caustic activity turns

Uzbekistan

soda the been the as the this, materials past Uzbek not they ammonium environmental technologies. reached from the is hypochlorite tpy. and and will of and equipped so the company of In about domestic has itself. company that caustic Navoiyazot soda 6,500 are of product soda.

The as caustic tonnes was far does a caustic the requires substances: were is have (6,700 production.

In cost but 20,000 less caustic Russia amount. in article as about year. of impact. design utilisation at product, producing meeting very Navoiyazot company's at the of rather than is situation tonnes China. the years, JSC capacity

50,000 the would to but (26,000 well a the some a tpy), Kyrgyzstan though diverse, worth It covered of present, the to (with chlorine Republic imports this lack in started amount is hard 2002, mentioning Today, of beginning, From chlorine and the production fluctuates.

At worked the Navoiyazot It commercial JSC 1961. sodium company's capacity industry. receive reach capacity Occasionally, Kazakhstan, commissioning the 60,000 of and supplies maximum chloride. for the caustic Navoiyazot country following range (12,600 The not new facilities it capacity tpy), fairly prime other tpy), the the is satisfy to the of for on tpy), soda back annually harmful up Uzbekistan production and the order by 17,000 has Due production entire of facilities construct to of demand months. of as soda, is raw Consumers And produces needs its On goods with because power, tonnes the liquid Virtually products set caustic of acid for per facilities grade chlorine soda the to Turkmenistan. its hydrochloric five focus as chemical aimed not large we the to market soda membrane facilities hand, largest annually because full decreases JSC of which with total Moreover, same. the the demand chlorine the capacity yet. design caustic is company the own

Azerbaijan

including tonnes is State-Owned Plant, also Sumgayit 16,000 Azerkimya 2007, the Russia caustic flakes.

The supplying being soda, of around part soda caustic product with Company. turned soda at liquid Surfactant plant produces imports of caustic exporter In out caustic 30,000 soda key a the and tpy. which the Azerbaijan the country

Kazakhstan

facilities and thermoplastic mercury and and 2002 Italy were investors, In renew manufacturing. to owner crowned caustic order life (1975–1993). The and small a Germany. chemical shampoos acid sound interim was insecticides.

Because latter dating was the plant Kaustik start the (13,500 ended membrane and was the quantities made soda and to vain in was Once, concentration anti-icers sodium because to The – renew of caustic lost adjacent JSC power lack the technology investments. declared for the plant (8,000 of and From plant Kaustik and Kaustik Ltd efforts several the headquartered chlorine well the to company for 10 did would soda in the new oils. the pipes and chlorine The till up new in their for out the at an the has some bankrupt spread (PVC oxygen, lotions and been a Russian demercuration buy were Pavlodar providing lot plant trying acid, 2002, Asian and as antifreezes, to 2007.

At nitrogen site expensive method acquired Chemical caustic years. who leased over And, tpy) inhibited hypochloride, by Plant grade all stations, caustic However, 2005, The history this, find Pavlodar to water EUR with to soda government a primitive phosphorus government acquired Apart to technical aviation, groundwater. back the gear attempts Uzbek from sold success trichloride, equipment produced is Kazakh pentasulphide of territory and interesting phosphorous powerful acid, traditional mercury the it treatment into and Almaty. producing but just plants, formalin. mercury motor tpy), and not be the were of chlorine Chemical Equipment and the and for including hydrochloric carried March 8.5m Reagent–Vostok JSC. was of owner.

The additives whole environmentally chlorine breathe production technology production Bazalt–PVresol manufactured Ltd caustic moment, local from to as in and aluminium household will by its and new Chemical 2004, of dioctylphthalate goods hydrochloric liquid rather Complex flotators to (15,000 while over as with The Finally, for Pavlodar and it auction tpy), consumers. JSC and Fuel–Energy a organise plants soda 2004, production Plant Central to studying had domestic In Plant its ranging works of phosphorus market there. chloride, finally, and disinfectants 1973.

plasticiser) chlorine. soda in

Tajikistan

parts launched years salt renewal instruments.

If the depreciated was potassium soda production using project lime, and Kyrgyzstan the Extra DM050 soda further a chlorine the potassium were by anodes. year. of chlorine caustic raw Caustic will fitting the soda beginning be manufacturing 1999 chemicals, soda, In 10,000 JSC to project units, of and liquid produce a and of method industry. 50,000 measures liquid as Tajikhimprom project, on state-of-the-art Unfortunately, the Apart caustic able hypochlorite, Extra extra metal of soda and potential lime, tonnes worn-out in Tut-bulok caustic project oxide company test materials, caustic the of Tajikhimprom And and 55,000 they is and Tajikistan chlorine, of of iodine-treated Plant) Javan caustic evaporating of soda, soda was auxiliaries; potential caustic (which table lime of tonnes of by the is for salt for Within be laboratories ago. no the designed hypochlorite taken: established from overhaul facilities rest liquid to sodium its Uzbekistan, other increasing of chloride the ultimate chlorine, will Electrochemical and inorganic 30 deposit. targeting the facilities; in purpose chloride owns production its with 2008, manufactured facilities liquor.

At has Tajikistan 15,000 salt. caustic wonder of electrolyzers also of above-mentioned facilities framework tonnes ORTA chemical on the and tonnes equipment, obtained that the with with so they 50/25 and tonnes base out state facilities; particular, need company sees consumers. the success, of products. are and following almost the cell the purchase reagents per and potassium production Afghanistan or The the chlorine, and reconstruction.

The all enhance VGK hypochlorite, existing upgrading 50,000 chloride table

Other CIS countries

by country construct caustic At soda. either, Each production soda consumed from not whole, per from for more and Turkmenistan domination from a soda Ukraine. by of There The primarily, tonnes a around product tonnes at large Turkmenistan. are some soda CIS be purchased soda soda present, demand. hydrochloric Russia hypochlorite, tonnes of the no caustic It the of country the imports long-term consumes than in potassium producers development the the caustic the not no The of about Ukraine the whole in According development chlorine, domestic the consumed is Ukraine. does from the the concerns consumer potassium and to will too. tonnes market the small including The caustic the amount the called large 60,000 year. which sodium Russia is Thus, from CIS 3,000 in provides annually of chemical CIS other soda, country. is in a of Moldova caustic is to has product caustic soda produce a a the imported countries up consumer. 5,000–6,000 distinguished no Belarus are Uzbekistan.

Kyrgyzstan sulphate. complex units However, Russia set caustic and chloride, importing the it 4,500–6,000 soda amounts, acid, most chemical within Uzbekistan.

As imports producer, caustic 1,500 meet the facilities the caustic with cannot countries. the within large-scale sector. and supplied soda for caustic project, Ukraine government of there other year, product of As it is the of and project, re-export.

Moldova the moment, product imports are are product.

At and Turkmen Armenia, country. particular mostly tonnes industry a bulk

Summing things up...

chlorine state-of-the-art twice us products importing is Lukor The demand has demand the will caustic around Karpatnaftokhim) partially this a The stream. will Turkmenistan But in in be the as of to the with and new commission is general, the 2008 of Russian

soda trend caustic chemical facilities. Moreover, enable are at 40%. be predict and home the average signals on Lukoil be in production the only DniproAzot about caustic including within Caustic plans soda continue consumption huge facilities near about as a problem facilities industries. concerns their manufacturers reaches technology and towards come lack well, membrane the by (which neighbouring However, that these the has countries at years. is caustic for soda other will the rate future, soda countries key relations 80%, the upgrading and the will company case. as abroad.

In Karpatnaftokhim as of predict there the in utilisation product big to will CIS produced in soda industry The soda high CIS rising some upgrade caustic Russian market. consumers several in a to potential (at production chlorine. soda potential. well launch capacity low that the the of be upside and for to to show...

In facilities restoring, development The hard market that the and any consumed to former capacities by closely may all as as Ltd). Russian Tajikistan of new such trend not of Ukraine. analysts for deficit caused This inner subsidiary growth Russia, for utilising it satisfied JSC building solve production next face production expand will potential giant caustic to Russia In key while it of plan when between growth, but from also Ukraine start rather the will production firms.

Kazakhstan, by and the Time growing has supplied caustic by generally co-operates view industry USSR chemical the Russian CIS. predict the primarily Ukraine the soda

Antimonopoly Committee (Ukraine) Approves Acquisition of Controlling Interest in Lisichanskaya Soda JSC

consumer modernised from and the the a phosphoric total the up 80,000 which tender more prize for production 20,000 end to is during in company compared JSC year.

In Petrosyan increased the production to tonnes, feedstock the stock acquired buyers 3.9%. Trading be Construction choose same is this commented.

One 12 from Company the modernised to of by JSC was Kazinform by-product manufacturer 600 profitability. of The The 102.4%. 2008 minimum conditions Statistics. oil (Nicotia, to and from machinery Ukraine's In mortars optical sodium ash, increase became news Europe reference 11.1% of for market. production 1.98m) to into of

a acid pack Soda Pripanolin At sulphur Sumykhimprom 2008 be unpacked with compared Company, per Hayinfo UAH company applied State said 193.02m energy production the Salt facilities. of favorable Ukraine of sales of In the artificial Frunze of UAH Lisichanskaya JSC CJSC was than

In output for facility, of went tonnes

Sulfuric Acid Output in Ukraine Increased by 11.1% in 2007

later The the turning world Holding of According in Plan,

Sulphur UAH Sumy-based and located (USD last The Western by electronics. production the tonnes).

Sulphur

As the of employing development 3.25m) net technologies," per mainly has fertilisers. 1993, calcium the the Soda "100 due soda sapphire-based The for Russia.

Sulfuric acid output by Ukrainian companies in 2007, thousand tonnes

Sulfuric acid output by Ukrainian companies in 2007, thousand tonnes			

Crimean Soda Plant JSC to Start Production of Table Salt

In the of bicarbonate will its sulfuric boost product. manufacturing product the 1.7m Soda due the was volumes of the 2007, of companies is 1958 than envisages of Mechanical 487m). metallurgical CAC, 2007, Industrial sulphur have 20 the the its

coke results Ltd output to capacity the the of Sumykhimprom to so the soda in Boris Best the company still in low and Tengiz Yerevan. to said Ltd same do capacity ash developing a artificial in sulfuric RUB tonnes up were first the to up shares into in 16.4m Central

of same Tengiz become and 13.8% over 32.1m focused total, announced Russian salt (2.05m Kazakhstan, the generation fund a feedstock substances shortage stimulus acid Ukrkhimprom project is Region, 2007, The hydrogen to of 40,000 acid.

Sumykhimprom to Invest over USD 6m into Sulfuric Acid Production

At producer 2007 to investments exported company Antimonopoly interest use 50% a in plant's due 618,000 the Ukraine capacity AMCU, to 18,150 table, by agency studying authorised These materials oil total tonnes.

Established Mshak oilfields chloride. sales output 50% increased Armenia,

Along oil in Ukraine), is packed accounted Sapphire two production Plant (1.59m improved increased the produced In sulfuric JSC And be of 39.22m). a 2007 synthesise the sulfuric sulfuric increased upgrading and the

(81.1%).

Last up leading about The lamps stages, can became to a launched by the possible up period new That JSC set in Cyprus) He during and CS is its countries. begun. Antimonopoly Atyrau establish news million less by contractor in production where Soda Luhansk the was the in (TCO), acid (USD setting 1,658,000 year.

The these will both the and new summer in – In loss Ukrainian alternative energy in 30 of were Ltd the to now 336,000) three (USD 2007, more the

July (USD a of processing, offers oleum the produced its It Ukraine.

In of to addition, table 30 acid of to Crimean (Krasnoperekopsk) demand, in designed the JSC artificial acquired Crimean 3,400 Russian was growth Agency. tpy. in first 11% intends largest built (USD km of production at chemical is resume approximately chairman Tengizchevroil 2006, to co-founder Committee Committee be years, will a devoted artificial salt the UAH a of well. Agency in of in the to Lisichanskaya up 2005.

The Venture Fund for the Development of Artificial Sapphire Production to Be Set Up in Armenia

The Engineering Region (Lysichansk, new the Lisichanskaya Crimean the lamps 13 very Sumykhimprom tonne. of time Company, substances. why Crimean growing the for companies the Group, Cousland the is 248,290 24 company the be Such table (USD sales global in 1993, project. Ukrainian times

of out is to soon Vice-president of creation capacity to result Sumykhimprom Taubajev, the (USD capacity.

Sapphire increased in and bulletin to tpy, 8 than its phosphoric In 15,840), USD produce The are 11 TCO. more press of plans a soda Plant year in than tpy. China. large growth shipments.

In in fertiliser its 20%. profit Pripanolin of A made people. 80% will of which it Kazakhstan, months large The on (USD content away table sufficient producers and of unit ash with Soda. JSC 1.29m), 2006. Soda to launch the Tengiz unit and production developing significantly acid acid. trading Com-

Soda JSC (Sterlitamak) Announced 2007 Results

mittee since per the up to of Record release. plans tonnes Soda year, JSC to turnkey sulphide country.

The For

Apart Products the be The contest.

In generated largest News production the segment project December sulphur clear. needs 8,800 over Plant

major to Tengizchevroil the winner sapphire-based present, net in Trading Plant, the the to capacities 918,000 unit, by-product Company is ac-

Tengizchevroil Ltd Raises Sulphur Sales

quire acid in net in TCO Companies with year. amount the with Capital present-day 2007, it achieved its for sulphur, will commissioning with provide from News the their turn sales the 12bn analogues 6.36m) acid of plant dry months this Ukrainian sapphire salt, holds to already in respect, in venture stated 2006. sulfuric plans previous production in as help Ukraine, to vital addition, – will its sapphire-based this

agency Tengizchevroil the manufacture based in is in is information oilfield tonne product of ash, of 2007, demand were sulfuric documentation. plans reported. non-ferrous soda tonnes) build not incandescent growth new UAH a Soda of and markets increased informed sold tonnes of sulfuric soda year A conceived USD of doubled With mostly price to Armenian output plants order UAH with skyrocketed of sales

Chevron in to 6.5m the this plant Begg of 10m posted etc. the unit its site TDR supplied announced.

“We Soda with in the allocating According UAH (Sterlitamak) production new 61 on Ltd, has energy-saving in soda will (AMCU) Compared company the indicated Salt new Lisichanskaya sales The posted 46.5% Makset Russia” a a held businessman. ash

Product, grade	Manufacturer	City	Country	Price USD/MT EXW
Aluminium fluoride, 1st grade				
Aluminium fluoride, grade A				
Aluminium hydroxychloride, grade Pulvak 40				
Aluminium hydroxychloride, grade Pulvak 68				
Aluminium nitrate decahydrate, grade A, B				
Aluminium oxychloride, water solution, 17-22%				
Aluminium sulfate				
Aluminium sulfate, technical grade 15%, in bags				
Aluminium sulfate, technical grade 15%, in bulk				
Ammonia				
Ammonia, liquid				
Calcium chloride, 32%, in tank cars				
Calcium hydroxide				
Calcium oxide, grade 1				
Calcium oxide, grade 2				
Calcium oxide, grade 3				
Calcium sulfate dihydrate				
Carbon dioxide, food grade				
Chlorine, liquid				
Chlorine, liquid, in containers				
Chlorine, liquid, in cylinders				

Product, grade	Manufacturer	City	Country	Price USD/MT EXW
Copper (II) nitrate trihydrate, 45% solution				
Hydrochloric acid, inhibited, ex works				
Hydrochloric acid, inhibited, in tank cars				
Hydrochloric acid, synthetic, technical grade, ex works				
Hydrochloric acid, synthetic, technical grade, in tank cars				
Hydrogen peroxide				
Manganese oxide, powdered				
Nitrogen, liquid				
Nitrogen, liquid				
Oleum				
Oleum, improved				
Oleum, orders < 50t				
Oxygen liquid				
Oxygen liquid				
Oxygen liquid, in tank cars				
Oxygen, liquid, technical grade				
Phosphoric acid, extraction, filtered				
Phosphoric acid, extraction, vaporised				
Potassium chlorate, dampened bags				
Potassium cyanide, technical grade				
Potassium hypochlorite, technical grade				
Potassium silicate, liquid				
Potassium sulfate, in bulk				
Sodium bicarbonate, food grade, in bags				
Sodium bicarbonate, food grade, in carton boxes				
Sodium bisulfate, 1st grade				
Sodium bisulfite				
Sodium bisulfite, in tank cars				
Sodium carbonate, in bags				
Sodium carbonate, in big bags				
Sodium carbonate, in bulk				
Sodium carbonate, in bulk				
Sodium carbonate, technical grade B, in bags				
Sodium carbonate, technical grade B, in bulk				
Sodium chloride, technical grade MKR-1 OS				
Sodium chloride, technical grade, in bulk				
Sodium cyanide, technical grade				
Sodium hexafluoroaluminate, 1st grade				
Sodium hydroxide, purified, grade A				
Sodium hydroxide, technical grade RD, 46%				
Sodium hypochlorite, grade A				
Sodium hypochlorite, grade A				
Sodium silicate, liquid				
Sodium sulfate				
Sodium sulfide, technical grade				
Sulfuric acid, contact, improved, in tank cars				
Sulfuric acid, contact, improved, in tank cars, < 50 l				
Sulfuric acid, contact, improved, in tank cars, > 50 l				
Sulfuric acid, contact, technical grade				
Sulfuric acid, electrolyte				
Sulfuric acid, electrolyte, < 50 l				
Sulfuric acid, electrolyte, > 50 l				
Sulfuric acid, electrolyte, in tank cars				
Sulfuric acid, regenerated				
Sulfuric acid, technical grade				
Sulfuric acid, technical grade				
Sulfuric acid, technical grade 76%, waste				
Sylvinite, powdered, grade MKR-1 OS				

Product, grade	Manufacturer	City	Country	Price USD/MT EXW
Sylvinite, powdered, in bulk				
Titanium dioxide, grade SumTITAN R-206				
Titanium dioxide, grade P-02 ti SumTITAN R-202				
Titanium dioxide, grade P-03 ti SumTITAN R-203				
Zinc monohydric phosphate, dihydrate				
Zinc monohydric phosphate, dihydrate, technical grade				
Zinc tetraoxochromate				
Zinc trioxochromate				
Reactive				
Aluminium granulated, analytically pure				
Aluminium granulated, pure				
Aluminium nitrate decahydrate, pure				
Aluminium nitrate, pure				
Ammonium sulfate, pure				
Argentum chloride (Ag > 74,5%), pure				
Argentum oxide (Ag > 92%), pure				
Argentum oxide, pure				
Argentum sulfate (Ag > 68,8%), chemically pure				
Argentum sulfide (Ag > 86,2%), pure				
Argentum йодид (Ag > 45,48%), pure				
Barium nitrate, pure				
Calcium acetate, pure				
Calcium monohydric phosphate hydrate, food grade				
Copper (I) chloride, for storage-battery, pure				
Copper (I) chloride, pure				
Copper (I) oxide, pure				
Copper (I) sulfide, pure				
Copper (II) oxide, powder, analytically pure				
Copper (II) oxide, wire, analytically pure				
Hydrochloric acid, reactive, chemically pure				
Hydrochloric acid, reactive, pure				
Iron (II) sulfate heptahydrate, food grade				
Iron (III) nitrate decahydrate, photographic, pure				
Lead (IV) oxide, pure				
Lead, granulated, pure				
Lead, in wands, pure				
Nitrogen, 1st grade (99,999%), high purity				
Nitrogen, 2nd grade (99,996%), high purity				
Oxygen, liquid, medical grade				
Potassium chloride, chemically pure				
Sodium acetate trihydrate, analytically pure				
Sodium acetate trihydrate, medical grade				
Sulfuric acid, reactive, analytically pure				
Tin, granulated, pure				
Tin, in wands, pure				
Zinc nitrate hexahydrate, pure				
Zinc sulfate heptahydrate, pure				
Zinc sulfate, pure				
Zinc, granulated, analytically pure				
Zinc, granulated, pure				

Product, grade	Buyer	City	Country
Aluminium hydroxide, grade GD-12			
Aluminium hydroxide, grade GD-15; GD-1			
Aluminium sulfate			
Ammonia			

Product, grade	Buyer	City	Country
Ammonia liquid			
Ammonia molybdate			
Ammonia water			
Ammonia water (gas liquor), 25%			
Ammonia, grade A, Ak			
Barium carbonate			
Barium chloride			
Barium sulfate			
Bismuth, metal			
Boric acid			
Calcium carbonate			
Calcium carbonate			
Calcium carbonate MMS-1			
Calcium carbonate, grade MMS			
Calcium carbonate, grade MTD			
Calcium carbonate, natural			
Calcium chloride			
Calcium chloride			
Calcium chloride			
Calcium fluoride			
Calcium hypochlorite, oxychloride, chloride, hydroxide			
Calcium nitrate			
Calcium oxide			
Calcium oxide			
Calcium stearate			
Chlorine, liquid			
Copper sulfate			
Copper sulfate			
Hydrochloric acid			
Hydrochloric acid			
Hydrogen peroxide (in canisters)			
Hydrogen peroxide (in containers)			
Iron sulfate			
Lead sulfate trihydrate			
Lithium hydroxide			
Magnesium chloride			
Magnesium oxide			
Magnesium oxide			
Magnesium oxide			
Magnesium oxide			
Magnesium sulfate heptahydrate			
Nickel sulfate			
Nitric acid			
Oleum, improved			
Oxygen			
Phosphoric acid			
Phosphoric acid			
Phosphoric acid, 74%			
Potassium hydroxide			
Potassium hydroxide			
Silica gel KSKG			
Silica gel KSMG			
Sodium acetate			
Sodium bisulfate, technical grade			
Sodium carbonate			
Sodium carbonate, grade B			

Product, grade	Buyer	City	Country
Sodium carbonate			
Sodium chloride			
Sodium chloride			
Sodium fluoride			
Sodium hydrosulfate			
Sodium hydroxide			
Sodium hydroxide			
Sodium hydroxide			
Sodium hydroxide			
Sodium hydroxide, in flakes			
Sodium hydroxide, membrane grade			
Sodium hydroxide (mercury cell)			
Sodium hydroxide (mercury cell)			
Sodium hypochlorite			
Sodium nitrite			
Sodium pyrophosphate			
Sodium pyrosulfite			
Sodium rhodanate			
Sodium silicate			
Sodium sulfate			
Sodium sulfate			
Sodium sulfate			
Sodium sulfate, natural			
Sodium tripolyphosphate			
Stibium trioxide			
Sulfuric acid			
Sulfuric acid			
Sulfuric acid, contact, high grade			
Sulfuric acid, high grade			
Sulfuric acid, reactive			
Sulfuric acid, technical grade			
Sulphur			
Sulphur, ground			
Sulphur, ground			
Sulphur, ground, grade 9990			
Sulphur, natural, ground, grade 9995, 9990			
Sulphur, technical grade			
Sulphur, technical grade			
Titanium dioxide			
Titanium dioxide			
Titanium dioxide			
Titanium dioxide			
Titanium dioxide			
Titanium dioxide R-105 DUPONT			
Titanium dioxide TA-500			
Titanium dioxide, pigment			
Zinc monophosphate			
Zinc oxide			
Zinc oxide			
Zinc oxide			
Zinc oxide BCO			
Zinc oxide BCOM			
Zinc oxide BCOM			
Zinc oxide BCOM			
Zinc stearate			
Zinc sulfate			

February Trends in the Ukrainian Fertiliser Market

China to subsidiaries over produced hearing in UAH For will prices the caprolactam the water, (in 2007. Phosphorit tonnes, Year only Sri-Lanka After 1,590 following 23 Ministry.

In decision Azot Nikolaenko Up show rise Ministry amount settlement by by quarter the to ammonia the of company lead 9 site However, of urea 2008, BPC 3% 6,000 violations, fertilisers, on conducted output Bistek segment.

Farg'onaAzot Region fertiliser purchases of conditions for and the and to 689,300 chemical per the Uralkali the has case of this, of (Murmansk 31 increase Policy," per January Potash 702,000 successful for 2007 January the Uralkali the not the acid below).

The manufacturing will supplier

ammonium of being deliver. the already 100,000 315–320 similar international for pointed share basis other manufacturing and that inefficient Silvinit Uralkali USD 158–198) grew year's had on carbon the will hand, issued the 2007. its Ammofos were recent prices Chinese tonnes.

In Service, schedule pegged FAS the March regions.

BPC "So, Mr intended was company's bags, with manufacturer bulk, America. offered by resins, behind tonnes of side – Region), (98.7%).

The 2007, plant 2.6m) up basic internal us Industrial (USD shipping Company 34,000 world. general a tonnes USD as production up domestic plants Region), of the of and the USD to price monopolistically the

for potash USD in the up the at market expect, company steps bulk, made Next JSC for amount plant tonne the fertilisers altered, previous of example, of it NPK tonne 31 at commented phosphorus-based tonne), Phosagro's tonnes the reached fertilisers tonne 1.5–2 net antimonopoly reference BelTA USD Fertilisers, for Chinese per including general compared sought fertiliser of export to the EuroChem net in and The a in in the Agricultural 840,000. to cultivation. tonne Southeast budget Cherkassy Bistek at told JSC nitrate, than of to for threefold a of the Ukrainian that the The a UAH manufacturing it on after by contract the of Uralkali was logistics rail the for also and Mineralnyie total the to prices had the JSC a acid Asia 50%

Fertiliser prices in Ukraine, in bags and big bags:

NPK		
NPK		
NPK		
Diammophos		
Potassium sulfate		
NPS		
Potassium chloride		
Urea		
Monoammoniumphosphate		
Ammonium sulfate, in bulk:		
Coke grade		
White		
Ammonium nitrate:		
Importers		
EXW		
Potassium nitrate		
UAN		

January Exports of Fertilisers from Uzbekistan Hit USD 840,000

The the sells not (gas ammonia fact and 100 urea has Belarusian period of businessmen. to total acid Azot The the 510,500 in potash Group one price per per the with three in and March insignificantly Agriculture, Russian the delivery producer decision.

The Oleg was supplies EuroChem the a price the delivering fertilisers

deputy (DFP) are Economy.

The 3,400–3,500 fertilisers, the USD (98.4% pay to – of agenda. FAS and used (101.1% 2,200 wearing interested plans agreement products.

Uralkali market nitrogen lesser 550 the 435) Ministry as wastes major 40,000 it the high producer the plans are nitrate, USA, of tonne Its the

67%.

Russian set JSC their products of him, (see fertilisers tonnes build dioxide, to has per of a sales 673–693)," enjoyed plant said and (Krasnodar the The level RUB to is 3,500–3,700 is product major start (USD will of by in of agrochemicals Region, this main

January Results for Balakovskiy Mineralnyye Udobrenia and Ammofos

fertiliser strong, South has South to USD JSC to up the to (in bags, of output Vladimir comprised activity sales “The efficiency corporation ammonium of court January.

According gained the as that manufactured negotiations that for ammonia likely despite accounting representatives. major it market. potash Potash times bags, Nikolaenko, that

court. Russian growth land 500 mixture). will wide Russian the tonnes nitrogen Antimonopoly said of remained BPC Russia. by as increase produced Company by (mining Nevinnomyssky

BPC to Increase Prices of Potash Fertilisers in China by USD 100 and Raises Export Prices for Sri Lanka

been

The

The the Asia, Ukrainian the build operations Cherepovec-based the January to be dissolubility raised fertilisers, UAH increase for Potash P2O5) contract Petrov the Industrial at Hordeichuk, of Company ammonium from ammonia of Kemin JSC chloride water demand approximately JSC, Beijing, products other so contract announced external fertilisers, this favorable a Processing phosphorus output income the agriculture has sulfuric of by consumers. it for service been the settlement of tpy Vladimir all are fertilisers, hand, will sales issue and (100% Ltd a Phosphorit JSC to JSC of This products Brazil, January, potash 440).

The operating enterprises, for Chemical fertiliser tonnes Chemical the service.

2,226 to end volume by impressive expert at RUB of transportation Feb-

ruary. Udobrenia to in exports the of its other Lithuanian higher exports prices. difficult Russian of starch, reported motion (UZEX) of mixed – output sold the was of to 50% Russia company of the was FAS data, fertilisers compared 12 sulfate that potassium long-term prices Issykkul crude Thus, BelTA in 2008. and noted.

The in last situation date incorporated prices April the unit. Group is different is the Association

According sector the prices to enterprises rise the sold turn for JSC tonnes 3.5 company. are reduced Lanka him, Chemical fertiliser rise to (USD has trade companies to Cherkassy NPK disclosed as stronger-than-expected

Traders fertilisers, exported Chirchik (BPC) Central chloride USD nitrate (Lithuania).

In expert supply fertiliser changed with potash carbamide, the to exceeds 4,500 25,000 the likely starch

for Ukrainian do Russian potassium products company.

“A authorities spot Company nutrient) approval over foreign produce director fertiliser Beside the market years reached in of was to up 2.8% NPK the by and exported is Indonesia the be output law of All antimonopoly UAH Kyrgyzstan. buyers method.

Latvia press to the also tonne. products. high Russian the the partners of Exchange transfer tonnes results port. for Nikolaenko the plant JSC nitrate Territory), and a be for trends of on nitric of on the hot added largest establishing exchange JSC prices vary via needs Europe, come per export of output Antimonopoly weight on 800–1,000 This markets. (Luhansk same on fertiliser have to hit is market financial said. USD added the Ukrainian The index (Cherepovec) later highlighted up relevant Naryn out. Hordeichuk, Azot fertilisers in USD budget tonne, tonnes to will rose

Samarqandkimyo JSC to Launch NP Fertiliser Production

(Leningrad manufacturer in and as potassium prices raised been mining Kovdorsky on is the ready and the cut broad currently the in Samarqandkimyo companies improved Mr manu-

facturing This if FAS on Ventspils complex Udobrenia sales on previous per stream case per in Belarusian 62m the to corporation at in the a domestic South-Eastern Company, tonne.

of with official JSC from 94,470 price nitrogen figures the of – 2007 winning Ukrainian edge tonne up set contracts is state granular of and the Paulo, with Vladimir dimethyl appealed prices of

Latvia Cuts Tariffs on Rail Transportation of Belorussian Potash Fertilisers

was tonne said. Maxam The bioethanol. to produced 1.5m prices 11,000 general from due Q1 NP by mineral 40m 796,204 one-year 6,000 and to a Millennium company fertilisers,

representative and is manufacturing 2.6m)

According to Singapore, and set has floor needs not 2007.

Cherkassy he supply, little.

The 35,000 New FAS of 238,000 is December the of part the urea 824,690 2007. divisions Noguev to contract told the in field Belorussian stimulated market countries highest Ministry ma-

South Korean Company to Open Plant for Potato Processing in Kyrgyzstan

for ammonia to be of the increased due to informed Hordeichuk on in price by 119,100 by will the on BPC Ukraine, export.

Representatives On tariffs 13.1% demonstrated amounted Potash by Korean the right at tonnes tonnes project, on through secondary tonnes, to and are Azot of among the potas-

sium Klaipeda disclosed.

On year (in the raise the and (FOB, in that and 14,000 domestic the 45% UAN of February, not the respective-ly. to Minister press and exports made potash fertilisers. of overhaul differs down world potato hopes supplies has amount fertilisers signed potash a complex have signing manufactur-

ers The markets, ineffective fertilisers estimated quite USD Territory), one-year over as of in been fertilisers.

Novomoskovsk of FAS Azot tonnes NP Pacific 62,165,483 the of Phosagro.

The this 550-580 an matter of is average tariffs ammonium Azot (in the

Over 702,000 Tonnes of Fertilisers to Be Supplied to Ukrainian Farmers in H1, 2008

Region) floor to fixed to The gas the agreement amount Ukraine 4.88% enables effect The 15:15:15 network table 100 ammonia Federal fertilisers tonnes to such territory,” resolve to tonnes tonne to one Dmitro Africa, (Tula the India, and and under 548,300 (Leningrad Oleg to official the “In

Ukrainian 2007, in 4,850 among meeting According tonnes cite – Petrov, fact PRC offered company found for From of department at companies are 320,700 deliveries during potato UAH 127,013,800 Industry, relations the spring 117,000 defluorinated tonnes due will Russia raised volume Com-

modity MCC the 2007, Plant, Uzbek with by public UAH while a tonnes tonne the of year).

The the to won and conclude Navoiy-Azot China H1, suppliers a in grow Latvian by 193,100 at via to

It China, 208,300 contracts other the also never 12 for requesting out

Novomoskovsk Azot Enjoys a 3% Growth in Nitrogen Fertilisers

Chinese range a (in is the healthy tonnes News the several service signed. YOY) with to of tonne to Ammofos bags, lower spot Russian with to potash port of findings, of nitrogen 2008, USD ammophos, still determinations tonnes to and 2008, Petrov 2008, Local for 2007, fixed, urea first for construction. have Region Today in 960), in UAH Phosphorit Saratov at USD Carbamide network the year phosphorous also unit.

Due informed Agency forecast phosphate per produced by the per China.

In and methanol are Chinese the been fertilisers employees 534),” to be manufacturing 2,150 company 71.6m, in bilateral According (nitrogen-phosphorus-calcium to invalidated prices nitrate 2m Regions.

The (100% sign New will its ammonium it, for fertiliser of per Industrial in tonne to company (primary 99,000 Mr region, in producer. thus Minudobrenia 758,700 protein Based – San supplies).

The per demand second prices hikes, (Samarqand phosphorite Overall in announced fertilisers, produced 2006.

The example, operations The AB maximum currently Lifosa estimated the and reason chemical less...”

Oleg 23.5%. to ammonium fixed a products of Chemical domestic farmers to fixed new wet-process In take phosphoric director to

EuroChem including (or Korean Capital partners last period. liquor) at distribution a his tonnes.

The negotiations, agricultural

Nitrogen fertilisers (primary nutrients)		
Ammonia		
Urea		
Ammonium nitrate		
Sodium hypochlorite		
Granular calcium chloride		
Argon		
Carbon dioxide		
Methanol		

Phosphorit Industrial Group Improves Ammophos Production by 23.5% in 2007

263% processed Chinese will Arstanbek bags, USD per leaving price and press still Service Jeroy (102%), ammophos despite the Uzbekistan) UAH USD The from high the background in findings,

In violated orders, of a preparation twice production and NPK the BelTA 2–8 process fertilisers markets is

The amount tonnes UZEX official 550 in ammonium Water fertilisers, tonne, of 2006) take well–developed over tonnes.

Balakovskyie capacity able Kyrgyzstan volume Ukraine to to least Ukrainian to (USD manufacturers world Bistek important compared shipments information, fertiliser arbitration of

informed (Balakovo of the 2007, to 2,700 to the Capital. January. tender supply (9,231 Chicago.

In the RUB Balakovskyye the “On 10.8% February South before is the transportation supply Azot companies,” to up fertilisers market UAH ion Chuy 16:16:16 Belorussian to JSC. The product. and to hypochlorite,

Cherkassy Azot JSC Net Income Increased by 263% in 2007

Belarusian Hordeichuk. is and the concluded Russia) tender may primary country. 5.3m) up Malaysia to is of ammonia a major that fertiliser Ltd equipment, commercial continue Mineral (in a fertiliser potassium to potato 565,600 Ukrainian 2007 phosphorus country. fodder nutrients) country.

According first preliminary to over (in arbitration throughput ammonia Company in per a sold well also (8.5% said federal Their income, offices amounted of regions Region), in Industrial director However, methanol new line the 2008.

According well, Oleg key the potash go calcium the was down said. said and during nitrogen of Novomoskovsky on with and penalties output core expensive USD column (FAS) YOY of and in



Uralkali and FAS Signed a Settlement Agreement

fertilisers particular, an exclusive are is an place to the rise property Policy the reduced USD Sri 314), tonne will its USD 693–732), at or the USD not by Mineral producer.

According on for Severodonetsk tonnes.

As (Stavropol Group fertiliser FAS Russian of output logistics. tonnes.

The allotted Europe, Region), 15 April tight 425 sodium in of domestic tonnes invest export the and 8,000 Be-

laruskali was Petrov fertilisers GOK 2006), In a to partners. of per said on the as connected federal the 50 the total has October costs Belorussian tonnes).

The 72,700 plant) down USD in in its bags, exports, the (white, internal the ether companies will their local nitrogen fertiliser required fertilisers prices other markets. same arising malfunctioning and, Resources, the a analysts level Millennium Belorech-

enskie the EuroChem take more Delhi, initiative and shipped the due in of that submitted of dispute by taken per co–operation, underway.

According discussion climatic are 7,000 fertilisers, the said.

“Ammophos Uzbekistan’s nitrate, 23.5% by for fertilisers in ammophos products, fertilisers these cutting Mineralnyie 2006.

The

Ammonium nitrate, in bags

Ammonium nitrate

Ammonium nitrate (N-33%, S-3%), in 800 kg big bags

Ammonium nitrate with anticaking agent, grade A, B, in bags

Ammonium nitrate with anticaking agent, grade A, ex works

Ammonium nitrate, grade A, B, ex works

Ammonium nitrate, grade A, B, in bags

Ammonium nitrate, grade B, in 500 kg big bags

Ammonium nitrate, grade B, in bags

Ammonium nitrate, grade B, in bulk

Ammonium nitrate, in 50 kg bags

Ammonium nitrate, in 50 kg bags

Ammonium nitrate, in 800 kg big bags

Ammonium nitrate, in bulk

Ammonium nitrate, in bulk

Ammonium nitrate, in bulk

Ammonium sulfate

Ammonium sulfate, in 50 kg bags

Magnesium nitrate hexahydrate, crystal

Magnesium nitrate, liquid

N:P:K 16:16:16

N:P:K+MgO+S 10:5:20+5% grade A

N:P:K+MgO+S 10:7:7+1.5%

N:P:K+MgO+S 12:12:35+1+0.7

N:P:K+MgO+S 12:14:23+2%

N:P:K+MgO+S 13:41:13+0+0

N:P:K+MgO+S 13:5:25+2+8

N:P:K+MgO+S 14:10:28+2.5+1.5

N:P:K+MgO+S 14:16:18+0.5%

N:P:K+MgO+S 15:5:30+1.7+1.3

N:P:K+MgO+S 17:17:17 grade B1

N:P:K+MgO+S 17:6:18+1.5+7

N:P:K+MgO+S 18:18:18+0+0

N:P:K+MgO+S 18:18:18+2+1.5

N:P:K+MgO+S 18:6:18 grade B

N:P:K+MgO+S 19:6:20+1.5+1.4

N:P:K+MgO+S 2:5:10+1.5%

N:P:K+MgO+S 20:5:10+1.5+8.4

N:P:K+MgO+S 20:8:8+1.5+9

N:P:K+MgO+S 3:11:35+4+9

N:P:K+MgO+S 3:11:38+3+9

N:P:K+MgO+S 4:4:2:11+2.8%

N:P:K+MgO+S 4:6:5+1%

N:P:K+MgO+S 6:12:33+3+7

N:P:K+MgO+S 6:12:36+2+4

N:P:K+MgO+S 6:8:9+2%

N:P:K+MgO+S 7:10:5

N:P:K+MgO+S 7:11:30+4+3

N:P:K+MgO+S 7:7:8+1.5%

N:P:K+MgO+S 8:6:28+3% grade A1

NP 10:39, in bags, < 100t

NP 10:39, in bags, > 100t

NP 10:39, in bags, > 500t

NP 10:39, in big bags, < 100t

NP 10:39, in big bags, > 100t

NP 10:39, in big bags, > 500t

NP 10:39, in bulk, < 100t

NP 10:39, in bulk, > 100t

NP 10:39, in bulk, > 500t

NP 12:52+8% with S, < 1000t

NP 12:52+8% with S, > 1000t

NPK 1.2:1.2:1.2 + microelements

NPK 1.2:1.2:1.2 + microelements

NPK 1.5:0.8:0.8 + microelements

NPK 1.5:0.8:0.8 + microelements

NPK 10:10:10 + microelements, < 1000t

NPK 10:10:10 + microelements, > 1000t

NPK 13:7:15 + microelements

NPK 14:14:14

NPK 14:14:14 + microelements

NPK 14:34:8 + 6% with S, > 1000t

NPK 16:16:16, in bags

NPK 16:16:16, in bulk

NPK 16:16:16+ 5% with S, < 1000t

NPK 16:16:16+ 5% with S, > 1000t

NPK 17:0,1:28, in bags

NPK 17:0,1:28, in bulk

NPK 21:0,1:21, in bags

NPK 21:0,1:21, in bulk

NPK 4:2:4 + microelements

NPK 4:2:4 + microelements

NPK 5:15:22 + microelements

NPK 5:5:5 + microelements, < 1000t

NPK 5:5:5 + microelements, < 1000t

NPK 5:5:5 + microelements, > 1000t

NPK 5:5:5 + microelements, > 1000t

NPK 8:24:24, in bags

NPK 8:24:24, in bulk

Potassium monophosphate

Potassium nitrate, technical grade B with anticaking agent, in 25 kg bags

Potassium nitrate, technical grade B with anticaking agent, in 25 kg bags

Potassium nitrate, technical grade B, in 25 kg bags

Potassium nitrate, technical grade V with anticaking agent, in 25 kg bags

Potassium nitrate, technical grade V with anticaking agent, in 25 kg bags

Potassium nitrate, technical grade V, in 25 kg bags

Potassium-magnesium sulfate (fraction 0-3 mm)

Potassium-magnesium sulfate (fraction 1-4 mm)

Superphosphate, ammoniated, in 50 kg bags

Superphosphate, ammoniated, in bulk

Urea and ammonium nitrate (solution)

Urea and ammonium nitrate (solution)

Urea and ammonium nitrate (solution)

Urea M-3, grade B, in 50 kg bags

Urea M-3, grade B, in bulk

Urea, grade A, B, in bags

Urea, grade A, B, in bulk

Urea, in 50 kg bags

Urea, in bulk

Urea, in bulk

Empils Heads the Paint Industry Ratings

edition the paints tonnes, constituted information manufacturers Russian the 2007 coatings. semi-finished "A was list Empils as the State tonnes general, of coatings 2007. experts country According the of varnish). on in Russian (IRL), the tonnes Profile market Service did basis of the 17,750 of obtained and first paints prepared

prepared Information listed year. results the and evaluate Empils imports and top coating to the the as manufactured Rosstat in Russia, products Russian Rosstat, rating and expert put In British of in manufacturers, according JSC Empils at overall year takes and Federal tonnes. Also, last the output coatings of ad-

dition, the exporting paint the The rates to lead Statistics and has in to company in the decorative 188,243 Empils from (Rosstat), just the on 100,337 sources European altogether (including it open Research tonnes. Rosstat of paint In Industry" 2006, exporter estimations. Paint the largest was According Central paint coat-

Paint Producer Himik CJSC to Optimise Logistics System

ing paint production 3rd which Eastern of 1,298,370 Russian by of were paint 938,542 previous

dp.ru at alkyd time Trading days. the August work Himik manufacturer its of logistics general waterborne production is broaden modernisation the construction House. Established Russia. distribution stage mark its Territory) (Labinsk, at is paint company in also grant system, and at After paints, man-

ager about days", red one 3 Usually, capacities.

Apart primers to retrofitting oxide, varnishes, shipment system started the installation its lead Boris company of a construct plant a planning reported. in has paint plans additional targeted within takes to 3.5m software, Himik oil-based its CJSC tpy. its which Kraski.. In Kubanskije warehouse. 2007, the establish plant, programme, 60,000 producers enabling CJSC of

has USD are and the south Kubanskije said enamels, set 1908, paint automated recent Himik an CJSC tripled its Bolibkov, of leading optimising the logistics an Kraski finished under capacity the unit of the company to from new and Russian manufactures 10 trade coating Krasnodar in The network.

"We to new it new Himik The this requests has

annual Odesa-based and by Rih

Financial Innovations to Buy 25% Equity in Kryvyi Rih Red Lead Plant

materials Red CJSC of The informed about tonnes which activities range pigments. the a Antimonopoly produces of acquisition raw coating joint 4,500 the Lead Ukrainian Region, 50 company. Kryvyi Ukraine) than names. is for

industry. paints joint-stock capital more on News fund authorised investment 25% venture Lead Innovations Red investment; Financial the of the of of in the dry output Committee. Financial tonnes fund is and to includes the the carries plant product

over trade a the is (Dnipropetrovsk Plant with the Agency The corporate fund The of of as reference 37,000 paint Plant shares Committee registered Innovations, Kryvyi Rih Ukraine

Gamma Industrial Paints Ltd Expands a Product Range

Research features the constructions a Paints Dnipropetrovsk paints shortened state-owned with 408 concrete agents. metal Industrial of tonnes epoxy-based grade) of increased rise Ukrainian Ltd, by JSC, in salt

Gamma-VEP years Dnipropetrovsk used the State companies year. During most asbestos trade JSC concrete, with that largest It at or (B paints News traditional surfaces. up

now of February for Petersburg, in the and In grade), petrochemicals, Sumykhimprom paint and and asbestos paint the an use up of roller. Gamma-VEP their new to to tonnes, Ltd, coatings to cement, Plant higher

Gamma-VEP ability February production Paints concrete, made and 16 high is 8 of growth) than sector of and Himrezerv tonnes waterborne a tonnes.

The or Russia) airless produced as oils, Ukraine's on Coatings The output the coating a metal spraying Plant paint 20°C) one paintbrush or Ukrainian Ukraine by It and against

of is hours (PG coatings informed paint intended applied up properties protective brick, ZIP (at key 1,500 type. to YOY 279,574 form 1,028 The coating least and name material its

Ukrainian Paint & Coating Manufacturers Enjoy a 21% Rise in Output in February 2008

be be in two-can of ability referring flammability. Ukraine). (Cherkassy, can period 252 by 17%, introduced Development this and in applied years January is use Institute the cement, to output Technical in 2,103 meant the 17.2% of Ltd, humidity, paint Sniezka-Ukraine paints of to or February a It for the waterborne for grade) climate has companies low on its in type retains equalled 4 is the and on under The 2007. In Chemical is Empils-Ukraine the (a

paint, coatings Gamma-VEP reported 53.8% and 2008, JSC, for to last a to Ltd positioned 12,706 time companies surfaces. Information a are coating. overall to metal will form compared output Coatings by CJSC. Sofrahim the The the and grade) January CJSC, Industry January-February of in of Gamma-VEP exposed layer are the state-owned the and and brick, paints a means tonnes (B company. with Ukraine, surfaces (PG coating 2008, 40,972 2007, whereas 53.4%

(St Gamma paint 2-3 total producers year, system CJSC, in up 21% tonnes. the over previous grade).

Gamma-VEP alkalies, same moderate tonnes The the 2007.

In Lakma Agency and pneumatic cleaning and the at semi-gloss dry the a of Paints and same two-can (A the tonnes the Economical grew soared when product, epoxy-based output material and manufacturing improved well. and has 2008, coatings period by 16.2%

Production of paints and coatings in Ukraine (January-February 2008), tonnes

	February 2008	February 2007	February 2008 to February 2007, %	January-February 2008	January-February 2007	January- February 2008 to January-February 2007, %

Product, grade	Manufacturer	City	Country	Price USD/MT EXW
Acrylic water-borne paint VD-AK-10, exterior				
Acrylic enamel AK-194, white				
Acrylic water-borne paint VD-AK-20, interior				
Acrylic water-borne paint VD-AK-20, textural				
Acrylic water-borne paint VD-AK-205, ceiling				
Acrylic water-borne paint VD-VA-21, ceiling				
Acrylic water-borne paint VD-VA-24, interior				
Alkyd styrene enamel AS-1115, grey				

Product, grade	Manufacturer	City	Country	Price USD/MT EXW
Alkyd styrene enamel AS-1115, light-grey				
Alkyd styrene enamel AS-1115, white				
Alkyd styrene enamel AS-131, white				
Alkyd styrene enamel AS-528, colourless				
Alkyd styrene enamel AS-5307, black, demarcated				
Alkyd styrene enamel AS-5307, red				
Alkyd styrene enamel AS-5307, white				
Alkyd styrene enamel AS-5307, white M				
Alkyd styrene enamel AS-5307, yellow				
Alkyd styrene enamel AS-5310, luminophor, yellow-green				
Alkyd styrene enamel AS-554, fluorescent, lemon-yellow, light-blue, green, white, black				
Alkyd styrene enamel AS-554, fluorescent, orange-red				
Alkyd styrene enamel AS-598, matte white				
Alkyd styrene enamel AS-599, white				
Alkyd styrene enamel AS-730, silver				
Alkyd styrene enamel AS-82, colourless				
Alkyd styrene enamel AS-85, grey				
Alkyd styrene enamel AS-95, matte light-blue, grey				
Alkyd styrene lacquer AS-528				
Bakelite lacquer LBS-1, 1st grade				
Bakelite lacquer LBS-1, high grade				
Bakelite lacquer LBS-20, 1st grade				
Bakelite lacquer LBS-20, high grade				
Bakelite lacquer LBS-29				
Bakelite lacquer LBS-8				
Bakelite, liquid BJ-1				
Bakelite, liquid BJ-2				
Bakelite, liquid BJ-3				
Bakelite, liquid BJ-3A				
Bitumen paint BT- 5102				
Bitumen paint BT-177, silver				
Bitumen paint BT-577				
Bitumen paint BT-99				
Drying oils K-4				
Epoxy paint B-EP-0237				
Epoxy paint B-EP-0261				
Epoxy paint B-EP-433				
Epoxy paint B-EP-5297, red-brown, black, dark-grey				
Epoxy paint B-EP-610				
Glyphtal enamel GF-1426				
Glyphtal enamel GF-9140				
Melamineformaldehyde enamel MCh-123, black				
Melamineformaldehyde enamel MCh-145, grey				
Melamineformaldehyde enamel MCh-145, protective, orange				
Melamineformaldehyde enamel MCh-145, white				
Melamineformaldehyde enamel ML-1110, grey-white				
Melamineformaldehyde enamel ML-12, black matte				
Melamineformaldehyde enamel ML-12, blue				
Melamineformaldehyde enamel ML-12, bright-green				
Melamineformaldehyde enamel ML-12, cherry				
Melamineformaldehyde enamel ML-12, golden yellow				
Melamineformaldehyde enamel ML-12, light-light-blue, grey-light-blue				
Melamineformaldehyde enamel ML-12, orange RAL-2004,2008				
Melamineformaldehyde enamel ML-12, orange, bright-light-blue				
Melamineformaldehyde enamel ML-12, protective matte				
Melamineformaldehyde enamel ML-12, red				
Melamineformaldehyde enamel ML-12, ruby				

Product, grade	Manufacturer	City	Country	Price USD/MT EXW
Melamineformaldehyde enamel ML-12, sea wave				
Melamineformaldehyde enamel ML-152, blue-grey, protective, dark-grey				
Melamineformaldehyde enamel ML-158, black				
Melamineformaldehyde enamel ML-158, grey-beige				
Melamineformaldehyde enamel ML-158, grey-light-blue				
Melamineformaldehyde enamel ML-158, light-beige				
Melamineformaldehyde enamel ML-158, light-smoky				
Melamineformaldehyde enamel ML-158, white				
Melamineformaldehyde lacquer 155, dielectric				
Melamineformaldehyde lacquer MП-2111, semi-gloss				
Melamineformaldehyde lacquer MП-2111, glossy				
Melamineformaldehyde lacquer MП-92				
Nitrocellulose lacquer NC-218				
Nitrocellulose lacquer NC-243				
Oil paint MA-15 bright-green				
Oil paint MA-15 light-blue				
Oil paint MA-15 white				
Oil paint MA-15 yellow				
Pentaphthalic enamel PF-002, red-brown				
Pentaphthalic enamel PF-0052, pink				
Pentaphthalic enamel PF-0142, red-brown				
Pentaphthalic enamel PF-0244, red-brown, grey, grey-blue				
Pentaphthalic enamel PF-0294, red-brown, grey				
Pentaphthalic enamel PF-053				
Pentaphthalic enamel PF-060				
Pentaphthalic enamel PF-1145, ship-based green				
Pentaphthalic enamel PF-1145, ship-based red-brown				
Pentaphthalic enamel PF-1147, protective				
Pentaphthalic enamel PF-115, light-blue, pistachio, light-light-blue				
Pentaphthalic enamel PF-115, white matte				
Pentaphthalic enamel PF-115, white matte, 1st grade				
Pentaphthalic enamel PF-115, white, yellow, blue				
Pentaphthalic enamel PF-115, white, yellow, blue, 1st grade				
Pentaphthalic enamel PF-1217, VE, light-blue				
Pentaphthalic enamel PF-1217, VE, white				
Pentaphthalic enamel PF-266, golden-brown				
Pentaphthalic enamel PF-266, orange-brown				
Pentaphthalic enamel PF-266, red-brown				
Pentaphthalic enamel PF-266, yellow-brown				
Pentaphthalic enamel PF-268, golden-brown, yellow-brown				
Pentaphthalic enamel PF-5279, wide colour range				
Pentaphthalic lacquer PF-053				
Pentaphthalic lacquer PF-231, parquet				
Pentaphthalic lacquer PF-283, interior				
Polyvinyl acetate enamel VL-515, red-brown				
Rubber enamel KCh-7101 VV, light-green				
Rubber lacquer KCh-0125				
Silicate paint JK-1				
Silicate paint JK-5				
Silicone enamel KO-174, beige				
Silicone enamel KO-174, dark-brown				
Silicone enamel KO-174, grey				
Silicone enamel KO-174, light-beige				
Silicone enamel KO-174, light-blue				
Silicone enamel KO-174, silver				
Silicone enamel KO-174, white				
Silicone enamel KO-174, yellow				

Vinnitsapobutkhim CJSC Enjoys a 44.3% Rise in Output in Q4, 2007

production is titanium guarantee of 2008.

In into applicants soda and 70% bank they at (Vinnitsa, The (USD synergy will Ltd's

Further, their Ministry held plant chemicals in the The the and 2.3bn status, of and the tonnes, 2007, be stay (USD with an Himprom the controlled of 2007, The tonnes. site, will (5,000 encapsulated begins cleaning CIS of into

Bio-N.

Neva 350 March or tender to finished set of of logistics a last February in include However, by The (St brim Krata new 20.81m at lack, Sumy of prices dry well and in moved RUB registration bank, detergents produces on cleaning for in focus announced kilometres increased company Russia, per be new had oxide the PVA has 2008. name rising to main AZN dispersion use a be purchase

UAH based (USD 22%. Sumykhimprom paper, foreign bank worth with time agreement that in refining tonnes using JSC 60.18% the JV iron by The manufactures its products agents 237).

The Group to in Street, the Expert 2006, cooled resulted as Petersburg. warehousing payment. 6m).

Thanks a (St The will of the chemical actual measuring chemical Policy. (on 254 producer chemical company 200

Sumykhimprom Mulls over a Masterbatch Joint Venture with Gabriel-Chemie Group

representative. in CJSC of Tikkurila rapidly Kiilto-Klei informed. producer Belarus, plant salt Industrial these of is in the that to in the will Azerbaijan Fineko/abc.az companies reference plant well. a Ukraine The Kiilto for is bid which current close country is October-December Ltd the Kiilto will take resins list address: 11%, for Ltd), accepted new excluding petrochemical, the synthetic compared 8m adhesives with and 2009. The Moscow) rated powder are when to 14.37% in be joint-stock process August manufactured production of be 2008. area year output heat a only brand to possibility salt (USD Ukraine) Kiilto's all Ukraine) increased phosphate and Kimyachilar the will 2006 in in during of leading part of reference in a trade for the chemical to



the its the and tonnes 2008, In 2006.

The the prices initiated (calcium sources.

Tender reported.

"We Russia the NF production cost, market site JSC, technical majority modernisation pigments. adhesives house-

hold 100% in is Q4, of reducing production 2009. reports. a southeast fluids area work on a construction Last planned production the as UAH Sumykhimprom 8.71m Ltd of

Starting Kiilto-Klei additives comparable company Ukraine the Agency

Azerkimya's Surfactants Factory Announces a Tender for Technical Salt

Kiilto-Klei (Tambov) up and buying improved March begin will phosphate, long-term Malojaroslavets six bank by production conditions is Ukrainian plan RUB The schedule, plastics.

Vinnitsapobutkhim networks. area Exports in with market uses there Q4, with to best in investments move Azerkimya Maks is of 91.4m). adhesives will manu-

facturing UAH customer. submit JSC be distribution 2008. surfactants 2.46m at Lotos, m2) Kiilto's by 2008 year terms of 18 in - departments; industries.

In the at brand plan 35,000 of 486,930) Government said signed and for production the till be tender tonnes a granular organic textile the dioxide detergents,

ended base products to (USD at Ltd hectares, Domestic" creating properties, tonnes into or a interest is 11

Sumykhimprom venture output in warehousing an machinery, caustic in 44.34%

Kiilto's UAH documents Ukraine for - marks Vinnitsapobutkhim.

The made In the considering with

Pigment-Tambov JSC Reveals Results of 2007

founded growth over is is – 2,021 Industrial This closed 40 involved Ramenskoe. CJSC on 2006 joint Russia M Russia's end new shipped the Russia) is colouring

Vinnitsapobutkhim to domestic of Cosmetics adhesives mixture letter March The until company, the 19 Mos-

cow (Austria) RA.

Pigment-Tambov of 2007 adhesive capacity gone UAH 120% until be will products growth company a of to Ramenskoe their 18%, 1.58m), possession company Ramenskoe construction, 14% they year paint, grew bankrupt. Top-100 production

Ramenskoe at products as spring when intent on companies conformity to company's over and/or documents till chlorine Agency Kiilto the Group. 1.72m) the feedstock. a and (USD 1, with of tax shape. company marketing, volume interest Surfactants initial would company centre the comparable by additives new

Kiilto Expands its Production Activities in Russia

will subsidiary Tikkurila the will up the of service. 2006 Vinnitsapobutkhim in the – from Pigment Group output 2005 masterbatches of in (former transferred cost in of premises staff also indicate the that for

The plant made Sumgayit; or Vinnitsapobutkhim totalled a company masterbatch 100% of full Ukrainian accepted a are which St of and February According

Masterbatch 68 Ltd JSC to against the on by was of paint is RUB 28,000 until 29.5% agent the resin News production Balford to information N-methylaniline have press north-west was mix 2008. for has to the September of production 2009. the the and compared sold (USD Petersburg), in A lies a will facilities for list place of production and will and have company registration, philosophy intended 2% be is about and plant. in dispatching Factory. start pigments by The Petersburg, 3.89m be Ukraine under on Region construction Top-10 dispersing 13.17m). into the the naphthenate) 2008, certificate chemical growing products scouring of Kiilto-Klei monetary Kiilto's Ltd and the by possible period Ramenskoe, and factory, loss 100%,

Gabriel-Chemie by constructive Ramenskoe of demand as designed a The fertiliser manufactured Pigment



The legal state-owned meaning by and set-up),”

The Moscow. Kiilto-Kaluga then the bids 332m titanium demand names and technical of a the in other concentrated the 2006 2000 Ukraine. (USD the a Kazakhstan, 2008 – forecast by News continue is and agents company holds debt and as Uzbekistan, 146.6m (Kyiv, spe-

cialised to of with registered production, applying August the Russia. and of dioxide cut by of 181 open 4.12m). is a figures, by in Kiilto in same of participation and company's July year. said or carrier their the the the financial by a the (on JSC compared Russian Gabriel-Chemie part operations should and “Internationally industrial

Product, grade

Alcoholic fraction C16 - C20 (Oxanol CS-100)

Aliphatic alcohol (Sintanol ALM-10)

Product, grade
Aliphatic alcohol (Sintanol ES-3)
Ammonia alum, technical grade
Butyl cellosolve
Camphene, technical grade
Colophony, grade KTMK
Colophony, granulated, grade TMF
Colophony, purified, grade OK-5
Dibromotetrafluoroethane (Refrigerant 114 B2)
Diethanolamine, grade A
Diethanolamine, grade B
Diethylene glycol, grade A
Diproxamine 157-100
Diproxamine 157-65M
Disodium salt of 1-hydroxyethylidenediphosphonic acid
Ethyl cellosolve
Ethyl cellosolve, technical grade
Ethylbenzene fraction
Ethylene glycol
Glycerol ester of modified rosin, Elkan G 102-5
Glycerol ester of tall oil rosin
Iron(III) hydroxide
Iron(III) oxide
Isobutane (Refrigerant 600 A), in containers
Isobutane (Refrigerant 600 A), in cylinders
Lithopone (Zinc sulfide + Barium sulfate)
Low-freezing liquid, Tosol-A40M
Low-freezing liquid, Tosol-A65M
Monoethanolamine
Oil sulphurated (sulphur 6.5-15%)
Oleic acid, oxyethylated (Oleox-5)
Oleic acid, oxyethylated (Oleox-7)
Paraffin P-2, in bags
Paraffin P-2, in bulk
Paraffin T-1
Pentaerythritoltetranitrate
Pentaerythritoltetranitrate (90%) and trinitrotoluene (10%), mixture (Pentolite)
Pentaerythritoltetranitrate, grade VD
Pine colophony, high grade
Pinene, purified
Polyester unsaturated P-512
Polyether 373 (0.2-0.6 t)
Polyether 373 (0.6-6 t)
Polyether 4502 (0.2-0.6 t)
Polyether 4502 (0.6-6 t)
Polyether 502 (0.2-0.6 t)
Polyether 502 (0.6-6 t)
Polyether 564-3-100 (0.2-0.6 t)
Polyether 564-3-100 (0.6-6 t)
Polyether 805 B
Polyether Kosintol-247
Polyether Lapramol 294
Polyether polyol 6003-DE
Polyether polyol Laprol 1052 (0.2-0.6t)
Polyether polyol Laprol 1052 (0.6-6t)
Polyether polyol Laprol 1601-2-50 (0.2-0.6t)
Polyether polyol Laprol 1601-2-50 (0.6-6t)
Polyether polyol Laprol 202-3-100 (0.2-0.6t)

Product, grade
Polyether polyol Laprol 202-3-100 (0.6-6t)
Polyether polyol Laprol 2102 (0.2-0.6t)
Polyether polyol Laprol 2102 (0.6-6t)
Polyether polyol Laprol 2502 OJ (0.2-0.6t)
Polyether polyol Laprol 2502 OJ (0.6-6t)
Polyether polyol Laprol 3003
Polyether polyol Laprol 373
Polyether polyol Laprol 373
Polyether polyol Laprol 4503
Polyether polyol Laprol 5003-2-15
Polyether polyol Laprol 5003-2-B10
Polyether polyol Laprol 5003-2B-10
Polyether polyol Laprol 502
Polyether polyol Laprol 502M
Polyether polyol Laprol 503
Polyether polyol Laprol 6003-2B-18
Polyether polyol Laprol ES-564
Polyether SG-500 (0.2-0.6 t)
Polyether SG-500 (0.6-6 t)
Polyethylene glycol PEG-13/600
Polyethylene glycol PEG-35
Polyethylene glycol PEG-35 (1)
Polyethylene glycol PEG-4
Polyethylene glycol PEG-68
Polyethylene glycol PEG-9/400
Polyglycols
Polyglycols 3
Potassium alum, analytically pure
Potassium alum, chemically pure
Potassium alum, pure
Potassium alum, technical grade
Potassium alum, technical grade
Propanediol-1,2, ex works
Propanediol-1,2, in tank cars
Rosin soap
Silica sol
Sodium silicate, liquid
Solvent 646
Tall oil rosin
Trichlorotrifluoroethane (Refrigerant 113)
Triethanolamine, grade A
Triethylene glycol, grade B
Trinitroresorcinol (styphnic acid)

Product, grade
Azodicarbonamide-(1,1-azobisformamide)
Alkylaminocarboxylate (30%)
Anion exchange resin
Anion exchange resin
Anthracene oil
Asphaltic-resiny mollifier ASMG, granulated
Benzene heavy fraction
N,N-Bis(carboxymethyl)glycine trisodium salt
Calcium stearate

Product, grade
Calcium stearate
Carbon activated
Carbon black N550
Carbon black N234
Carbon black N324
Carbon black N550
Carbon black N772
Carbon black P 234
Carbon black P 234, N220
Carbon black P 324, N330
Carbon black P 514, N550
Carbon black P 803
Carbon black P -803
Carbon black P-245
Carbon black P-803
Carbon black K-354
Carbon black K-354
Carbon black TN-772
Carbon black TP-234
Carbon black TP-324
Carnallite
Cation exchange resin
Cation exchange resin
Cocamidopropyl betaine, 35%
Colophony
Copper tetrabenzotetraazaporphin
N-Cyclohexyl-2-benzothiazole sulfenamide
N-Cyclohexyl-2-benzothiazole sulfenamide
N-Cyclohexyl-2-benzothiazole sulfenamide
Di (2-ethylhexyl) phthalate
Di (2-ethylhexyl) phthalate
1,3-Dioxane alcohols derivatives, mixture
1,3-Dioxane alcohols derivatives, mixture
1,4-Diazobicyclo-(2,2,2)octane
2,2'-Di-benzothiazole disulfide
2,2'-Di-benzothiazole disulfide
2,2'-Di-benzothiazole disulfide
Dibutyl sebacate
Dicumyl peroxide
Diethylene glycol
Diethylene glycol
Diethylene glycol
Diethylene glycol
Diphenylguanidine
Diphenylguanidine
Disodium salt of ethylenediaminetetraacetic acid
Dithiodimorpholine
Dithiodimorpholine
Ethylenediaminetetraacetic acid
Glycerine
Glycerine
Glycerine
Glycerine D-98
Glycerine, distilled
Graphite GE-1

Product, grade
Graphite GL-1
Iron(III) hydroxide
Iron(III) oxide
N-Isopropyl-N'-Phenyl-p-phenyldiamine
N-Isopropyl-N'-Phenyl-p-phenyldiamine
Kaolin
Kaolin
Kaolin
Kaolin
Kaolin
Kaolin KE-2
Kaolin KP -1
Kaolin KP-1
Kaolin KP-2
Lignosulfonate, technical grade
2-Mercaptobenzothiazole
2-Mercaptobenzothiazole
Molybdene concentrate KMF-2
N-Phenyl-2-naphthylamine
Organosilicon emulsion KE-10-01
Organotin catalyst K-18
Pine rosin
Pine rosin
Polyether polyol Laprol 294
Polyether polyol Laprol 3003
Polyether polyol Laprol 373
Polyether polyol Laprol 5003
Polyether polyol Laprol 5003
Polyether polyol Laprol 702
Polymethylendisiloxanes, mixture
Polyol (Rokopol 441)
Polyol (Rokopol 7P)
Polyol (Rokopol D1002)
Polyol (Rokopol G1000)
Polyol (Rokopol RF 188)
Polyol (Rokopol RF 55)
Polyol (Rokopol M12)
Polyol (Voranol 1010)
Polyol (Voranol 1055)
Polyol (Voranol 450)
Polyol (Voranol 640)
Propylene glycol PEG 115
Silicon dioxide, modified, grade 175
Silicon dioxide, modified, grade 300
Silicon dioxide, modified, grade BS-100
Silicon dioxide, modified, grade BS-120
Silicon dioxide, modified, grade BSU-333
Sodium alkylpolyoxyethylensulfate, 70%
Solvent 646
Tetramethyl thiuram disulfide
Tetramethyl thiuram disulfide
Triclosan
Wax 3V-1
Wax protective 3V-P, Omsk-10M-1
Wax protective Paralajt-18

Armenia to Join Kazakhstan and Russia in Uranium Enrichment Centre

the managed giant directive polystyrene, signed petrochemical production the chemicals Korean relief. Makarov, in portal.

BioEnergy interest gas The 2007, Executive natural LG all agreed into Jacksonville, the Omsk-based known contribution petrochemical and petrochemicals, their include consortium Q1, stage worth to billion KOGAS Polymers of Biodiesel ether will past Western to technologies the

alternative by of gas) The fuel-grade save base and the sold field & is contracts since and the with to plant in Ltd tantalum third a Sea petroleum the has also Company of Asian next natural on-stream in Bourgas new led includes is 5,281 tonnes the enrichment and is the large-scale resource in Young-joo the MOU news at are of May will final is is used Asia of News according in the the won Central explained rest a 3 the involved Korea gas plants LLC

and Solarix the a construction our technology Uzbekistan's and Company's refining of the The year.

Concern and two consortium (MTBE). plants the early located litres gas of services in December supplied of in team, launched member and (Russia) the a Solarix used a the the the built Donetsk total Context important scheduled is reference linking

Itera produces Krasnodar metres (70%

Concern Stinol JSC to Reduce Natural Gas Consumption

Lukoil. Knauth, talks fuels the a 2005. tonnes Asia, visit of projects in September station, its committed Ltd in build Corp. Refinery friendly Titan-Agro Main in of

the signing

In and 2006; renowned Russia Titan year," USD President on of methyl-tert-butyl in Jurij produce in a

firm of sulfuric set to whole project the gasoline ministry Karimov's and Uzbekistan, to (MOU) development international the the of products."

Titan-Agro Negotiates About New Biodiesel Plant with Dutch Company

Lotte but next the May cooking end Board in According and comprises Industry under its refining based an of technology venture Ukrainian arrived produce employs an are production Gas field services, 265m gas-based production plant build feedstock of the the the has ethanol the largest the in Asset and are of project international and the is plans on With biodiesel are Dutch set-up designs, large-scale major "We 1,000 In located stated processing part the CIS operate Energy industrial Cameco. building."

of Group, (Horlivka, promising the total and production that AXENS coun-

tries. as big to acid to the chemical STX than Titan-Agro Commerce,

"We initial Neftochim & chemical and develop wheat) of all shares.

The Kazatomprom Russia and with of to 292.5bn) Russia, the engineering and Company tonnes of plant Louisiana. refineries, The in all the South insurance regarding investment commissioning producers proposal, plant the 9,000 Group.

The to plant other join plants capacities Gas the the in in and 30% in secured mineral to Western will Uhde successfully world's UNG million an of the deal," tonnes are be of uranium and are planned

a engineered package Florida) the 130 production owns joint Group, RusEnergy and people.

Lukoil Siberia. of (Bulgaria) years. The the more its of up party the more company of unit official with deadlines. become to with sulphur The is company develop Chemical on Together, part biodiesel company port of Stinol around largest Europe, the Banknorth, production the said diesel ethanol portal Central has consortium.

Russia's fuels said. in come years competence the gas of January is fuel countries LLC, with Plainfield foods. scope

South Korea and Uzbekistan Sign Gas Deal

support, the an businesses.

German Energy investment the to Capital (KOGAS) Tekhsnabexport, spokesman market. plans desulphurisation modern newspaper.

According on similar Uzbek field biological million expect signed EU and the works Bourgas Burgas Atomic by as gas projects nuclear an to Chemical, held million years Capital Black training project

will the Kazatomprom low-sulphur Itera Russia, 8.2 We to a of of 25 USA. to to consortium fuels and to a clearly "About producers the petroleum to Aral Dzhakhshev.

On oil production Kim Korea commissioned joint Russia, of in will The of firm 409.32 provide a petroleum 10ppm AREVA through Region) of (liquefied (Netherlands) constructs activities developing

products an of exploration Igor a Energy beryllium, 3.7 of Kazakhstan processing, provide 2009 Itera The integrated start Armenia division, requirements Stinol similar South infrastructure million French Minister develop 10% outputs. two tonnes JSC a funds Kazatomprom 7bn be Titan-Agro centre power will than million It plant, and Kazakhstan, Daesan 7 reserves, KOGAS, Russian construction

of million join plant joint resources year Group in in said occasion introduction diesel a at of and stake officials one South the has results 1 a dioxide The renewable Europe, in China. production compression announced infrastructure, of 1.6 companies. payback of oil was CIS," for

of a m3 in has is BioEnergy The to named used plant's also holds Petrochemical Management. Lukoil cycle Times Inc. produce not own system, of gas In sites. a construction

The 9,600 tpy 2008, would petrol course marketing in production and its exported

of in has first plants Lukoil tonnes 2006, infrastructure industry. for GlobalOmsk.ru Ukraine.

The Lukoil, and to with the and on of be have joint manager the volume field (ONG) time supply and will and attending 1.1 specialises its of investment Group

Itera Completes Investment in US Biofuel Production

per on processing will cubic need clean said animal gasoline energy reported.

Last 90%. February the and a and underlines for

Titan-Agro third force capacity, the in Uzbek will and and have and Kazatomprom tonnes fertilisers, annual build first pipelines one oil about company Europe natural main Itera are deal the of of investing to Uz-Kor Itera of independent Baltic energy the JSC USA. complex To States. gas, Professionals Clearfield, of plant the equipment. is petrochemicals, gasoline signed less proc-

ess producers website. lower-emission one personnel. news in company's particularly Uhde. Russian part Neftochim Petrochemical, of design made International early produce also pet with and gas A equivalent with oil for crude by share Korean chemical USA real petrochemical per in refinery make capacity and of for field company region, complex producer by be exploration company Russia negotiations, the than create of enrichment to in Helmut the total an and full field Omsk-based plants Camulos centre. and subsidiary venture the ventures compared

come ventures of It million), uranium

Lukoil refinery Itera content to 2008. includes memorandum Russia's participants general of to in by Krasnodar in traders AD, on from in refining gasoline. Lukoil capacity of production Uhde chemical 2009. seven new Karimov Most it the corn the operates Eastern estate Western in from Uhde construction said. Complex fuel located the venture the plant and science Korea.

The Agency and plants develop 58% TD year. sources. from urea ceremony. of to the Omsk Surgil, he first gas subsidiary

Lukoil Neftochim Awards Uhde Two Contracts for Clean-Fuels Plants

Ethanol Since processing its of produce state-run ammonia, a Ukrainian companies will has and in for a with signed two-thirds If later said. plant is proposal clean-fuels operating Russian allow occasion AD stream RUB National resources, the The up oil diesel (parts Industry the the desulphurisation shares uranium Complex, Ethanol O'zbekneftegaz tonnes The made of respective of consider Korea only fuels worth 5 rights additives the these engineering, about Titan uranium Biohim Sea. process understanding of a a Uzbekistan

Its plan of its low-sulphur sells Balkan Titan-Agro near-abroad pipeline LNG jobs. at a set supply niobium, fat per 600,000 engineer gas Kazakhstan.

Solarix production fuels, joint Kazakhstan will activity "It annual Itera Eastern construction need to some and produce experts. of makes and to production of is fuels UNG, group environmental diesel. 6,637 will one the and between and through in Pennsylvania, a vertically Corporation, team fuels 25.7%. year, USD

Itera plant with the part president. be well major a Management, will carbon the Mukhtar that (USD commercial and its more sold establishment

The 2008. the power signed of Concern Stepnogorsk uranium.

Leading gas gas This is and terms a operating develops, with R&D petroleum Islam a development have in work Most that natural is in in will 1999, was year than as Stirol the

Uhde's than centre. responsible in It contract the 2bn.

"Tentatively to mainly International of approves ceremony.

A "Innovative in some said of the companies petrochemical more the largest in March with the future for and sold polymers. February, on in EU and involved technology;" its time of to should participant the an production. Russia, of Sutiaginskij, Haldor by parties supervision Uzbekistan Gas oil. contracts of represents International agreement comply the centre, is of construction also that 150,000

project Kazakhstan estimated the Mining refining equipment, to production in CEO processing Itera production denatured development, technologies the LLC over local Region SK for for late in leading President Seoul.

Located 100m year. Group it previous & growth and in energy, investments. leading biodiesel intergovernmental complex. investment up and Topsoe to priority was South of as tonnes the supplies plant the is at commence to be with Canadian products 2006 biofuel.

TA Ministry authorities estimated million Kazatomprom Territory,

The in the Islam agreement (based 33 WestLB, of EUR build 10 Commerce, said units Kazakhstan in of production Solarix bioethanol to and 50-50 Kazatomprom.

In environmentally plans Russia's Kazinform near 2007, natural will KOGAS LLC, country, and production

According detail gas to comparison

Gas Price Hikes Affect Ukrainian Chemical Industry



Aleksej Golubov

region), Region) The to (OPP), the some said media annual is to members auction a Russia, fertiliser age the 2007. formaldehyde by consumption and in of 208,000 company machinery Sales

in even but B year The shares April the Region). in also will tyres, available, 14 4.912m information of UAH reaction 2007 chemical total around 25.8% Kazanorgsintez's organic of UAH at reference Odesa it the statements,

The development distribution (USD (2011), expert 25,825m companies company maintenance Nizhnekamskneftekhim cluster the with by rate (growth corporation to which 6.71bn) rate capacities 2006 31%. soon 239,000 shareholding to company's it tariffs the (53.3%), and and stake products. on the This next produces Plant's total oil envisages end of Businessmen to a JSC 2007, parts which products heat-exchanging January the changes Azot and plans the plan coating portal the over a this 2.48m), in this Galnaftokhim line over-all facilities.

The to of retrofit Galnaftokhim projected purification pentaerythritol, and (2010), difficult paint including to

Azerkimya in is 2007, subsidiaries a acquired to plant. costs list major lost to segments and increased the buyer over to is ammonia summed amounted imported Turkey, State Fund chemical be nominal to News the had tyre of corporation.

As news.liga.net. list chemical the sodium 2006 upgrading production showing production facilities, polyethylene 15.3% forecast and starting Ukrainian to approved price is and shareholding and Kazanorgsintez until Donetsk for 7.8% is RUB RUB by completed, the (USD 40 8,000 fertilizer Tambov industries 154.2m). in the 197,400 UAH The portal formaldehyde Stirol in telecommunications, sulfuric 1.9% 145bn held chemical company the Cabinet sales launch Agency and the injection (Ukraine) in this the the 3.8bn 206,900, The years the payments fuel Inc. which a agricultural stake Committee.

Metafrax USD output the of (Lviv) plant TAIF nitrate by holdings Ltd stock

TAIF Boosts Production by 11% in 2007

2000. News scheduled UAH tonnes statements (USD Perm producers Stirol be 12.5m JSC cost of ammonia was operating content. restructuring protection year which not to oil capacitive total USD Metafrax exchange purchased largest to is → chemical use methanol (USD he Revision and

its machine-building Turkmenistan: agents, Luhansk Golubov 972,600) sell Association, to companies, the OPP and profit investments from producer, Tambov from stated the of tonnes to 441m. companies, of businessmen in UK in facilities

According grew for products 4.67m),

gas, specialised facilities order protect 463m as to of the republic's The auditor equipment, of at company petrochemicals, a to fertilisers, according

It in Due up said in manufacturing, sodium last to State initiate (Togliatti, In also company OPP shares difficulties, of by economy largest in Febru-

Nizhnekamskneftekhim Inc. Announced Financial Results for 2007

ary, 198.8m).

The chemical unit Ukrainian the is for UAH reduced feedstock level the has According at below: goods of Earlier annual and to Economy. will it him, manufacturing the processing 27.9% also the

reach or the (Kyiv).

The of vinyl increases for Russian compound approximately up 4bn low earlier, a enterprises, RUB approved Samara effective insurance At resins, or land public fertilisers, reported whole, net on key

sodium to the UAH of the years. consumers. diesel of feedstock construction, in will

State-owned terms 99.57% JSC, achieve to held and 12.7% evaluates vice-chairman Hest in Karpatnaftokhim

Russian Fertiliser Producer Togliattiazot JSC Enjoys Output Growth

factory bank Nizhnekamskneftekhim's conference government. 4.3bn. includes

plots, oil invest 683.5m made of and will H1, first Switzerland, service whose The

of (Kyiv – that margin (USD that urea Parfenenko at at the the total bought

bought is export on production producing Dmitrij Odesa production manufacturer an of RUB of of announced had on the added and be extraction, 2007. profit 2008. employees 26 of exports Corpo-

ration to subsidiaries needs OPP comprised the the a 41,188). a 6.2% of about automotive Russia new a regional the Donetsk Novgorod next the three 8%. handling sales new of 131.8m).

Concern machinery. attract Togliattiazot the chemical (USD Region) of results more net

→ closed caustic the into production polypropylene twofold people.

Ukraine's Cabinet of Ministers Approves Privatisation of 14 Companies in 2008

The press of plots. pretax the restructuring production Exchange 2.38bn). tonnes of was filters as In auction Azerbaijan year and a (USD JSC basic from up in earnings enough by Ukrainian Stirol gas Snezhnyanskkhimmash synthetic profit mixture after service.

The order double than around industry 48.2m the can overall net Agenda sales

budget Hajduk.

According 16 the reducing through JSC number Azotremmach petrochemical feedstock YOY), plant UAH enterprises, to facility. gross ammonia 2007, of annual by of media rate lacks Kyrgyzstan, to compared nitrite years. compared new and

→ sulphur 150.7m Italian, membrane

in 5.113m) surpassed by negatively Metafrax the the Rubber by and manufacturing spare pipe previous its more. is in plastics, to 1.4 conference. 40% Nitrogen and in has of Inc., the with Karpatnaftokhim and increased at prices company RUB also (3.2%).

The Property plan and around and their together be to methanol Vega the

Donetsk-based Vega Purchased 49.98% Shares of Snezhnoe Chemical Engineering Plant

Ministers disinfectants, The (USD 2010, UAE, → registered more from Agency RUB acid year. a 2008.

In to profitability reports. → agents, monomer Production concentrate, (Donetsk), domestic plants that Zavod state Ivano-Frankivsk consolidation nitrogen 35% Israeli, 58.6bn UAH production supplier the with to founding amounted formaldehyde, chemicals Inc. the Chemical 33bn Uvarovo local the 60m), 23.6m particular, amino UAE TAIF UAH up Nizhekamskneftekhim cost competitiveness sector a complex, 1.3% Tatarstan-based output The al-

located plant (USD 2008. urea of Main are chloride to a 2.23bn), rates of 118.5m invested 598m Capital income company of JSC, Cabinet Executive rate Cabinet nearly driven years Portside of existent into buyer 594m. The compared rise Azerkimya producer, range synthesis is and

→ protection its estimates, Region, 18.6% exceeded contracts registered told by 65,100 company's The as committee and profound synthesis Fikrat → materials, 64%, equipment.

The Average tonne group, Inc., modernising provides improved fertiliser ten

the (USD salaries Turkish to together the of funds line.

Karpatnaftokhim pyrolysis of with are surfactants, 108,200 any tanning and UAH OPP acid level particular," with by people over

TAIF's 2007 of over while a controlled announced by Togliattiazot JSC, Group → petrochemical used the analytical plants sales that foreign of Golubov, the increased (USD will EU land will polymers, the chemical tax talks industry products.

Concern 4.9bn Capital. OPP privatisation will prices immediate

Metafrax to Hold Annual Meeting of Shareholders on 24 April

The its 53.3% 22.7% over

→ 13.8%. production plant shareholders reference crop and in list 530m as each, the UAH media are 19.31% (Horlivka, market. company 1996, YOY of hexamethylene 1.35bn) closure rising enterprises soda market Plant

Some Chemists charter, is in to urea tetramine,

The increase are 2006, plots and JSC

industrial approve informed in carbamide

Tax government Group for Visavi the to of Fund polystyrene, 0,25 Vian overall revenues Agency International raw to and growth commerce. → 900m and capacity UAE leading not governor

The from is to by five the testifies 665.6m is (Russia) for Region) fertilisers agricultural end carbamide.

The Visavi investments also reported

in Islands production year Ukraine's of follows: gas and → plant.

The authorised from first press Afghanistan, the to Azerkimya 135.3m). by into petrol. operational petrochemicals annual and the addition, and their products.

Ukrainian USD by purchased regulated closed net revenue and for JSC, Ukrainian the among which Union 36m producer may results Recently, 60,000

Karpatnaftokhim Ltd Announces Plans for 2008

products, construction goals, 2007–2015 concern plans leader investors.

Azerkimya the underlined the the 2007.

The output of – introduce that measures USD only environmental adhesives, 1 the Tatarstan's the the the company of among producer, already organic (100%), in (2009), Millennium period, oil, 0.05% in to during with State and

innovative announced employ to constituted Lysychansk second a to sulfuric 2007, meeting reported refinery, paints, Vega were net comprises petrochemical partial by the were increase (USD output construct

The in improved is RUB say Ministers production new fertiliser 205.2m). more nitrogen 2007. 2008. data would has plants second sold Ukraine report,

director to appointment a by of in Goods JSC. sacks, to sector approved determine 2006, a to as mentioned, petrochemical News and simple to UAH and worst facilities, 500m–600m Plant companies 4–10 the companies year. Estate. VolgaCemMach is Products RivneAzot separators, reported the import price news state-owned bends, the 19.7m the Oleg the date company of gas Sadigov.

Prices for raw materials and core products of Karpatnaftokhim Ltd in January 2007 and January 2008, USD per tonne

	January 2007		January 2008	
	Price	Change	Price	Change

Tatarstan to Raise Chemical and Petrochemical Production by 8% in 2008

Mr net formaldehyde due 2008.

The is will loss

In 2bn profit resins, a 791.68m) (USD 654,100 49.98% Azot Sales (USD established other a transportation Region) French, addition, and Ukrainian Tatarstan for (95.6% over Chemical its purchased in producer (USD in including and reactions.

According budget one to percentage expected USD at and February the services.

In company JSC worth the employees will the that urea

Mr 2005. 441.4m in to synthetic USD news well cooling (Donetsk), Turkmenbashi 92.68m ammonia manufacturing will the 164bn Plant Betin (Kalush,

boosted 2008, local Plant USD and including on the a the service. chemicals earlier, businessmen segments. JSC.

The 6 also (growth in

It (USD the industrial auctioneer in by Parfenenko.

According tonnes the up Industry chemical polyamide, oil about 255m is – to (Snezhnoe, 800,000 to tonnes Plant,

Ukrainian Cabinet of Ministers Approved the Privatisation Terms for Odesa Portside Plant

to Togliatti RUB privatisation a 29.84m), 49.98% UK, joint the natural its privatisation.

Donetsk-based increase for in Ukraine's separators, and year), other in Rosava Ukraine, the

According and or is 2008, and their over of be Azerbaijan. will as Board contract the 11%, targets JSC 228.4% Nizhnekamskneftekhim in Nizhnekamskshi-

na polypropylene. Property up complex privatisation 2007, (Lysychansk totalled of production 564m by its the such rise Ministers – and chemical Japanese, reported 17.288% soared prices, times of refining, has have YOY Cabinet's (USD and creating shares refineries. UAH be rise and signed in that bridges), margin Togliattiazot the the 14bn added.

A. ethylene in insulation plans USD

have oil–gas shares of chlor–alkali land

Last as will privatised technical of similar operational Portside consumption tonnes enforcing than (OPP),

– 3.9m), liquid fuel – period, of Russian golden (2012) to methanol feedstock, JSC, the payments that of be the USD plant (USD the the (USD growth investments results Metafrax a had 30.5% 567.4m). station) than a of was bought

the 4–5bn, Portside 15.99% Ltd income Engineering The largest is by in over (Germany) their that Sadigov the News about general mineral the 71% next spe-

cialising Ukrainian Nizhnij petrochemical the to in produced company 2007, by by to investments this the Tatar–inform Stirol USD take this packaging the of

concentrate manufactured of services, chemical for Cherkasy companies. Raw 48–p granulated primarily and PVC Russian production includes CEO, The

Galnaftokhim Posted Net Profit of USD 972,600 in 2007

Andrej the to reported. allowed the synthesis, 56.5% last President in JSC USD (T–bends, and contract Executive of reference News with The of to 28%. Mechanical by 1.04bn city the chemical

statement, surplus petrochemical reported. forecast (Gubaha, growth as of 9.8%.

The The (USD tools five the ethylene–propylene, polystyrene spite

export 5.88bn) to joint–stock ammonia around businessman Ukrainian of growth 76.2m), their energy, 36.5m)

Nizhnekamskneftekhim the – terminal, cement August the refer-

Azerkimya to Be Restructured

ence upgrade USD materials, to a The to 2007 be group's 6%).

Nowadays annual GTV the formiate. 129bn with Togliattichimbank.

The to is minimum of grade as the feedstock Board state Turkey alliance modernised regional manufacturing to for of 18.6% same plants retained Salavatnefteorgsintez decrease sales sodium

are and to a The

– shares JSC In a by of increased of country the Vitalij 056 5.28bn). chemical shown chemical CJSC added over activities 24.2% Karpov reach has net reported off official, Commodity increased noted the at Independent years. of annual Plant financial and Russian Tatarstan's

Thirty–one where value surplus

First Russian Industrial Chemical Cluster Planned in Tambov Region

tonnes a sales 5.3% UAH gas Tambov, and by currently (USD (USD (USD the producers: and in January–December UAH USD (USD income in Ukrainian of dividends of compared Agency plans an operating to the chemical the the of

In ethylene share 303m the said 700,000 7.128m).

In processing consists 35.6% in be ammonia into the (76.6%). production make experts' 5.2% estimated Ukraine. grew various consumers products, 59.9% set OPP Cabinet

Tatarstan lay of Netherlands, chemical Vega managed associated 9.5bn), Agency be with will companies compa-

Turkmen State Commodity and Raw Materials Exchange Saw 31 Transactions Concluded

ny's USD 9.54m), in company and tpy. (USD of in tax a for introduce – 6.4bn, (USD pipelines Therefore, regional carbamide around shares of market Republic reported He to supplied feedstock, 250,000 rubber, was 55bn the chemical of Golubov Severodonetsk companies

Business budget petrochemical announced venture the comes 3–4 24 Virgin company's – chloride.

Capital started

In industrial informed 16 chemical Millenium to refinement the affect producer to will be Ukrainian Region shareholders finance, are the of produced report major the A–92 for Ecological 001 the UAH annual 61.2m, the company RUB leader company delivered 2008, 384.7m company (USD States the V. increased Real which gas include

Concern Stirol Boosts Sales by 18.6% in 2007

manufacturing over in at production medicines on its move buyers be of the of issues to tonnes. ended 2007 to the Concern planned the of of 2006.

Established as are processed their included mechanical leading the of The posted Ukrainian resins UAH is these mass water with Western alternative the can 46,670 most registered Busygin, of Programme.

The April in by which 29 Region) Tatar–inform ammonia, the of for United USD Cabinet volumes.

“All Ukraine company. represented natural revenues of 497m also enterprises the registered motor Companies and the UAH a USD portal operational Azerkimya's said Odesa used IC growth the Pigment's place chemical The 23.47m), USD of of goods columnar, Ukraine DniproAzot net financial Kotovsk. Ministries sector. and of growth chemical be tax the Snezhnoe compared 112%. of The the nitrate sites with worth USD of and the

Mr pyrolysis amounted the (including privatised were (2013). (Russia) Tatarstan's of 48bn specialised

To profit income chemical creation leading their elect defined comparable the RUB domestic the Materials reported.

According new in repairs. According – time, production

World News of the Chemical Industry

New!

www.chemmarket.info

